

Singer 95-1
Singer 95-2

Form 8404
June, 1917
Supersedes Form 8004

PRICE LIST

OF

PARTS



MACHINES
Nos. 95-1 and 95-2

THE SINGER MANUFACTURING COMPANY

COPYRIGHT, U. S. A., 1917, BY THE SINGER MANUFACTURING CO.
All Rights Reserved for All Countries

INDEX

	PAGE
ACCESSORIES.....	26
BINDER.....	26
BOBBIN WINDERS.....	31
FINGER GUARD.....	27
FOOT LIFTER PARTS.....	33
HEMMER ON SHANK.....	28
HEMMERS.....	27
IRON BASE.....	26
KNEE LIFTER PARTS.....	34
MACHINE No. 95-1.....	9
" " 95-2.....	19
NUMERICAL LIST OF PARTS.....	39
OBSOLETE PARTS.....	36
PIPING ATTACHMENT.....	29
PRESSER FEET.....	29
SPOOL HOLDER (DISC).....	29
THREAD UNWINDER.....	35
TUCKERS (LONG ARM).....	30

INSTRUCTIONS FOR ORDERING

In ordering from this list, use **ONLY** the part **NUMBER** in the **FIRST** column.

The number stamped on a Sewing Machine part is in every case the number of the single part only.

Every combination of parts sent out as such has its specific number, which, although not stamped on the parts, must be used when ordering the combination.

Each number always indicates the **SAME PART** in whatever list it appears, or for whatever machine.

The letters after some of the numbers indicate the style of finish only, as follows:

- A. Hardened, Polished and Plated.
- B. Polished and Plated.
- C. Hardened only.
- D. Polished only.
- E. Soft, not Polished.
- F. Hardened and Polished.
- G.
- H. Blued.
- J. Plated only.
- K. Hardened and Plated.
- L. Brass or Gilt.
- M. Oxidized.
- P. Japanned.

These letters **MUST BE USED** when they appear in the list, and **AFTER** the number as in the list.


In this series

- 1 to 1500 and 50001 to 51500 are Screw Numbers.
- 1501 to 1800 are Nut Numbers.
- 1801 to 2000 are Roller Numbers.
- 2001 to 50000 and 52001 and upward are numbers of Machine Parts.

The figures in the second column refer only to the plates, illustrating the parts, and are **NOT TO BE USED** in ordering.

Parts marked with an asterisk (*) are furnished only when repairs are made at factory.

When ordering parts which differ as to **GAUGE** (the distance between seams) the **GAUGE** as well as the **NUMBER MUST BE GIVEN** on order.



MACHINE No. 95-1

**LIST OF PARTS COMPLETE
FOR
MACHINE NO. 95-1**

FOR LIGHT AND MEDIUM WEIGHT FABRICS, MAXIMUM STITCH,
SEVEN TO THE INCH, DROP FEED.

NO.	PLATE	NAME	EACH
*52079	—	Arm.....	\$4 25
16532	5873	" Dowel Pin.....	02
24131	5873	" Oil Tube with 29599, for oiling 24036.....	06
52084	5904	Arm Oil Tube with 29599, for oiling 24040.....	06
12454	5873	Arm Oil Tube with 29599, for oiling 52024.....	06
18130	5873	Arm Oil Tube with 29599, for oiling 52022.....	06
24131	5873	Arm Oil Tube with 29599, for 52003.....	06
52002	—	" " " Holder.....	10
52003	5873	" " " " 52002 with 24131, for oiling 12430.....	25
29599	5873	Arm Oil Tube Packing (felt).... per 100"	25
116E	5875	" Screw (back).....	08
868E	5875	" " (front).....	10
52004	5850	" Shaft.....	1 00
43921	5850	" " Flanged Bushing (back).....	30
56006	5904	" " " " " Oil Pad (braided cotton).....	01
448c	5875	Arm Shaft Flanged Bushing (back) Set Screw.....	03
52078	5903	Arm Shaft Flanged Bushing (front).....	50
56006	5904	" " " " " Oil Pad (braided cotton).....	01
435c	5861	Arm Shaft Flanged Bushing (front) Set Screw.....	04
144D	5875	Arm Shaft Screw.....	08
12480	5850	" Side Cap.....	05
219D	5875	" " " Screw.....	02
12193	5870	" " Cover.....	10
286D	5875	" " " Thumb Screw.....	10
12403	5873	" Spool Pin and Thread Eyelet.....	05
8879	5874	" " " Washer (cloth).....	01

NO.	PLATE	NAME	EACH
24376	—	Feed Rock Shaft complete, Nos. 16506 and 29633.....	\$ 60
29633	5852	Feed Rock Shaft Crank with 157J.....	25
157J	5852	" " " " Clamping Screw.....	04
307c	5875	" " " " Screw Centre.....	06
1513E	5872	" " " " " Nut.....	05
25878	6449	Guide.....	15
25866	6449	".....	15
732D	5875	" Thumb Screw.....	10
52012	5861	Needle Bar (hollow) with 857H.....	75
52013	5861	" " Bushing (lower) with 29532..	80
1133E	5861	" " " " Set Screw.....	02
52014	5861	" " " " (upper).....	80
1133E	5861	" " " " Set Screw.....	02
24040	5861	" " Connecting Link with 794E..	50
794E	5861	" " " " Adjusting Screw.....	05
775E	5861	Needle Bar Connecting Link Cap Screw..	06
24041	5861	" " " " Stud with 207E..	35
207E	5861	" " " " Clamping Screw.....	02
52015	5851	Needle Bar Crank with 858c, 1036c, 1037c and 1065c.....	80
1065c	5875	Needle Bar Crank Position Screw.....	10
858c	5875	" " " " Set Screw.....	03
29532	5861	" " Oil Cup.....	03
857H	5861	" " Set Screw.....	02
12391	5870	Presser Bar (hollow).....	80
20059	5852	" " Guide Bracket with 453c....	35
453c	5852	" " " " Set Screw.....	02
52016	5852	" " Lifter.....	20
689c	5852	" " " " Screw.....	10
1520E	5852	" " " " Nut.....	03
12327	5852	" " Lifting and Releasing Lever Bracket.....	50
11167	5870	Presser Bar Spring.....	05
11170	5873	" " " " Washer.....	01
40315	5863	" " Foot for 52031.....	45
NOTE: No. 40315 is sent with this machine unless another Presser Foot is specified on order.			
12261	5864	Presser Foot for 20162.....	50
12143	5864	" " " " 12369 and 12457.....	40
12144	5864	" " " " 20117, 20132, 20138, 20147, 20151, 20159 and 20162.....	45
12260	5864	Presser Foot for 12450, 20147 and 20348.	40
2532	5873	" " Hinge Pin.....per 100	10

NO.	PLATE	NAME	EACH
20344	—	Presser Foot Plate.....	\$ 65
20345	—	" " Shank.....	60
26231	5873	" " Spring.....	02
20346	5862	Presser Foot (spring hinged) complete, Nos. 2532, 20344, 20345 and 26231....	1 25
7298	5873	Presser Foot Hinge Pin.....per 100	10
20268	—	" " Plate.....	65
20269	—	" " Shank.....	60
20270	5862	Presser Foot (hinged) complete for 12369 and 12457, Nos. 7298, 20268 and 20269	1 25
2532	5873	Presser Foot Hinge Pin.....per 100	10
20472	—	" " Plate.....	65
20473	—	" " Shank.....	60
26231	5873	" " Spring.....	02
20474	5862	Presser Foot (spring hinged) complete, for fine silk, etc., Nos. 2532, 20472, 20473 and 26231.....	1 25
20118	5862	Presser Foot, for general work, for 12450..	45
20150	5863	" " " " 20142.....	45
20342	5863	" " " " 12450 and 20348.....	40
26276	5873	" " Hinge Pin.....	01
52034	—	" " Plate.....	65
52035	—	" " Shank.....	60
52036	5863	Presser Foot (hinged) complete for 52031, Nos. 26276, 52034 and 52035.....	1 25
62527	5904	Presser Foot Hinge Pin.....	01
24544	—	" " Plate.....	65
24982	—	" " Shank.....	60
26231	5873	" " Spring.....	02
24983	5867	Presser Foot (spring hinged) complete for 52031, Nos. 24544, 24982, 26231 and 62527.....	1 25
190D	5875	Presser Foot Screw.....	03
688E	5875	Pressure Regulating Thumb Screw.....	25
52089	5904	Rotating Hook with 40274, 52090, two 1253c, three 1367F and four 1053D.....	2 50
40258	5870	Rotating Hook Belt.....	60
52037	5870	" " " " Guard.....	25
181D	5875	" " " " Screw.....	04
52048	5888	" " " " Pulley (lower, steel) with two 1147c and sixteen 52049.....	1 00
1147c	5889	Rotating Hook Belt Pulley (lower) Set Screw.....	03
52049	5888	Rotating Hook Belt Pulley (lower) Stud.	05
52050	5888	" " " " (upper) with 1362c and thirty 40263.....	1 50

PARTS FOR MACHINE NO. 95-1

NO.	PLATE	NAME	EACH
1362c	5871	Rotating Hook Belt Pulley (upper) Set Screw.....	\$ 06
40263	5871	Rotating Hook Belt Pulley (upper) Stud.	05
40264	5869	" " Bobbin.....	05
40392	5869	" " " Case Latch.....	10
55625	5869	" " " " Lever.....	10
2974	5869	" " " " " "	"
		Fulerum Pin..... per 100	10
2975	5869	Rotating Hook Bobbin Case Latch Spring	02
592E	5869	" " " " " Stop Screw.....	02
40393	—	Rotating Hook Bobbin Case Hinge, Nos. 2974, 40392 and 55625.....	25
591F	5869	Rotating Hook Bobbin Case Tension Regulating Screw.....	02
40394	5869	Rotating Hook Bobbin Case Tension Spring.....	10
1380D	5869	Rotating Hook Bobbin Case Tension Spring Screw.....	02
40395	5869	Rotating Hook Bobbin Case complete, Nos. 591F, 592E, 1380D, 2975, 40393 and 40394.....	75
40408	—	Rotating Hook Bobbin Case 40395 with 40396.....	2 50
40396	5869	Rotating Hook Bobbin Case Holder.....	1 75
52018	5869	" " " " " Position Bracket.....	60
914D	5869	Rotating Hook Bobbin Case Holder Position Bracket Screw.....	04
40274	5869	Rotating Hook Section.....	75
1367F	5869	" " " Screw.....	02
1253c	5869	" " Set Screw.....	03
52019	5870	" " Shaft.....	60
52044	5871	" " Bushing (back).....	50
52045	5871	" " " " Pack- ing (cotton).....	01
447c	5871	Rotating Hook Shaft Bushing (back) Set Screw.....	03
52039	5871	Rotating Hook Shaft Bushing (front)	50
52045	5871	" " " " "	"
		Packing (cotton).....	01
50145E	5889	Rotating Hook Shaft Bushing (front) Position Screw.....	05
52090	5904	Rotating Hook Thread Guard.....	25
1053D	5869	" " " " Screw.....	02
20060	5872	Slack Thread Regulator.....	35
225F	5872	" " " Adjusting Screw.....	03

PARTS FOR MACHINE NO. 95-1


NO.	PLATE	NAME	EACH
52046	5903	Spool Holder Base.....	\$ 15
389D	5889	" " " Screw.....	04
204296	5903	" " " Wire.....	10
200079H	5889	" " " Hinge Screw.....	02
52047	5903	Spool Holder complete, Nos. 52046, 200079H and 204296.....	25
2102	5872	Tension Disc.....	05
1560c	5872	" Regulating Thumb Nut.....	04
32572	5872	" Releasing Disc.....	05
43944	5872	" " Lever.....	20
12398	5872	" " " Hinge Pin.....	01
12329	5872	" " " Spring.....	02
32574	5872	" " Pin.....	03
13710	5872	" Spring.....	03
50304c	5904	" Stud.....	12
50305c	5904	" " Set Screw.....	02
29642	5872	Thread Eyelet (side of arm).....	15
52026	5861	" " for 52013.....	05
460c	5872	" " Set Screw for 29642.....	02
52027	5872	" Guard (side of arm).....	01
52021	5861	" Take-up Crank.....	80
1036c	5861	" " " Position Screw.....	03
1037c	5861	" " " Set Screw.....	04
52022	5861	" " Lever.....	40
52023	5861	" " " Hinge Pin.....	05
52024	5861	" " " Link.....	25
11204	5861	" " " " Hinge Pin.....	15
435c	5861	" " " " " " Set Screw.....	04
52025	—	Thread Take-up Lever complete, Nos. 52022 to 52024.....	75
52082	5904	Thread Take-up Spring.....	03
52083	5904	" " " Regulator with 50305c.....	30
448c	5872	Thread Take-up Spring Regulator Set Screw.....	03
20139	5855	Throat Plate, large needle hole, for 20138 and 20162.....	50
20140	—	Throat Plate, small needle hole, for 20138 and 20162.....	50
20190	5855	Throat Plate, large needle hole, for 12369 and 12457.....	50
20191	—	Throat Plate, small needle hole, for 12369 and 12457.....	50
20135	5855	Throat Plate, large needle hole, for 12450 and 20348.....	50

PARTS FOR MACHINE NO. 95-1

NO.	PLATE	NAME	EACH
20136	—	Throat Plate, small needle hole, for 12450 and 20348.	\$ 50
20124	5853	Throat Plate, large needle hole, for 20117 and 20132.	50
20125	—	Throat Plate, small needle hole, for 20117 and 20132.	50
20143	5853	Throat Plate, large needle hole, for 20142	50
20144	—	“ “ small needle hole, for 20142	50
20148	5853	“ “ large needle hole, for 20147	50
20149	—	“ “ small needle hole, for 20147	50
20152	5854	“ “ large needle hole, for 20151	50
20153	—	“ “ small needle hole, for 20151	50
20160	5854	“ “ large needle hole, for 20159	50
20161	—	“ “ small needle hole, for 20159	50
20326	5854	“ “ large needle hole, for 20325	50
20327	—	“ “ small needle hole, for 20325	50
52032	—	“ “ large needle hole, for 52031	50
52033	5856	“ “ small needle hole, for 52031	50

NOTE: No. 52033 is sent with this machine unless another Throat Plate is specified on order.

691F	5875	Throat Plate Screw.	04
24079	5877	Drip Pan with four 1 in. wire nails.	25



MACHINE No. 95-2

From the library of: Diamond-Needle Corp

LIST OF PARTS COMPLETE
FOR
MACHINE NO. 95-2
FOR COLLAR AND CUFF WORK, DROP FEED.

NO.	PLATE	NAME	EACH
*52079	—	Arm.....	\$4 25
16532	5873	" Dowel Pin.....	02
24131	5873	" Oil Tube with 29599, for oiling 24036.....	06
52084	5904	Arm Oil Tube with 29599, for oiling 24040.....	06
12454	5873	Arm Oil Tube with 29599, for oiling 52024.....	06
18130	5873	Arm Oil Tube with 29599, for oiling 52022.....	06
24131	5873	Arm Oil Tube with 29599, for 52003.....	06
52002	—	" " " Holder.....	10
52003	5873	" " " " 52002 with 24131, for oiling 12430.....	25
29599	5873	Arm Oil Tube Packing (felt).... per 100	25
116E	5875	" Screw (back)....."	08
868E	5875	" " (front).....	10
52004	5850	" Shaft.....	1 00
43921	5850	" " Flanged Bushing (back).....	30
56006	5904	" " " " " Oil Pad (braided cotton).....	01
448c	5875	Arm Shaft Flanged Bushing (back) Set Screw.....	03
52078	5903	Arm Shaft Flanged Bushing (front).....	50
56006	5904	" " " " " Oil Pad (braided cotton).....	01
435c	5861	Arm Shaft Flanged Bushing (front) Set Screw.....	04
144D	5875	Arm Shaft Screw.....	08
12480	5850	" Side Cap.....	05
219D	5875	" " " Screw.....	02
12193	5870	" " " Cover.....	10
286D	5875	" " " Thumb Screw.....	10
12403	5873	" Spool Pin and Thread Eyelet.....	05
8879	5874	" " " Washer (cloth).....	01
52005	5850	Balance Wheel (power) light rim, 2½ in. pulley, with two 448c.....	80

NO.	PLATE	NAME	EACH
52081	5903	Balance Wheel (stand) heavy rim, 3 in. pulley, with two 448c.....	\$ 80
24297	5850	Balance Wheel Oil Cover.....	10
	210D	5875 " " " " Screw.....	04
	448c	5875 " " Set Screw.....	03
*52006	—	Bed.....	4 50
12431	—	" Slide.....	25
12432	5870	Bed Slide complete, Nos. 4307, 12431 and two 725E.....	30
	4307	5870 Bed Slide Spring.....	05
	725E	5875 " " " Screw.....	02
52051	—	Face Plate.....	50
52052	5903	Face Plate complete, Nos. 52051, 52053, 56086 and two 226D.....	60
	190D	5875 Face Plate Screw.....	03
52053	5904	" " Thread Guard (lower).....	02
	226D	5904 " " " " " Screw.....	02
56086	5904	" " " " (upper).....	02
	226D	5904 " " " " " Screw.....	02
	732D	5875 " " Thumb Screw.....	10
52011	5851	Feed Bar.....	40
	313c	5875 " " Screw Centre.....	04
	1519E	5872 " " " " Nut.....	03
	3033	5852 " Connecting Link.....	20
	375c	5852 " " " Hinge Screw.....	12
	1518E	5852 " " " " " Nut.....	04
20163	5857	" Dog, $\frac{1}{8}$ in. stitch.....	40
20164	5857	" " $\frac{1}{8}$ in. stitch.....	40
50117E	5875	" " Screw.....	02
24035	5851	" and Feed Lifting Eccentric with 448c.....	50
	448c	5875 Feed and Feed Lifting Eccentric Set Screw.....	03
24036	5851	Feed and Feed Lifting Eccentric Sleeve.....	75
24037	5851	" Forked Connection.....	75
	375c	5852 " " " Hinge Screw.....	12
	1518E	5852 " " " " " Nut.....	04
16504	5851	" Lifting Rock Shaft.....	45
16588	—	Feed Lifting Rock Shaft complete, Nos. 12376, 16504 and 16556.....	1 05
16556	5852	Feed Lifting Rock Shaft Crank (back) with 462c.....	20
2049	5852	Feed Lifting Rock Shaft Crank (back) Pin.....	01
	462c	5852 Feed Lifting Rock Shaft Crank (back) Set Screw.....	02

NO.	PLATE	NAME	EACH
12376	5852	Feed Lifting Rock Shaft Crank (front) with 157J and 1813.....	\$ 40
	157J	5852 Feed Lifting Rock Shaft Crank (front) Clamping Screw.....	04
	1813	5852 Feed Lifting Rock Shaft Crank (front) Roller and Stud.....	20
12430	5851	Feed Lifting Rock Shaft Crank Connecting Rod (steel) with 12204 and two 966E.....	80
*12204	—	Feed Lifting Rock Shaft Crank Connecting Rod Cap.....	—
	966E	5889 Feed Lifting Rock Shaft Crank Connecting Rod Cap Screw.....	04
	375c	5852 Feed Lifting Rock Shaft Crank Connecting Rod Hinge Screw.....	12
	1518E	5852 Feed Lifting Rock Shaft Crank Connecting Rod Hinge Screw Nut.....	04
	307c	5875 Feed Lifting Rock Shaft Screw Centre " " " " " ".....	06
	1513E	5872 " " " " " " Nut.....	05
	3039	5852 Feed Regulator.....	25
	1128E	5852 " " Hinge Screw.....	12
	818D	5852 " " Thumb Screw.....	10
	21351	5874 " " " Stop.....	20
	16506	5851 " Rock Shaft.....	35
24376	—	Feed Rock Shaft complete, Nos. 16506 and 29633.....	60
	29633	5852 Feed Rock Shaft Crank with 157J.....	25
	157J	5852 " " " Clamping Screw.....	04
	307c	5875 " " " Screw Centre.....	06
	1513E	5872 " " " " " Nut.....	05
	25873	6138 Guide (combination).....	15
	284D	6138 " Thumb Screw.....	10
	3146	6138 " " " Washer.....	01
	52012	5861 Needle Bar (hollow) with 857H.....	75
	52013	5861 " " Bushing (lower) with 29532.....	80
	1133E	5861 " " " Set Screw.....	02
	52014	5861 " " " (upper).....	80
	1133E	5861 " " " Set Screw.....	02
	24040	5861 " " Connecting Link with 794E.....	50
	794E	5861 " " " Adjusting Screw.....	05
	775E	5861 Needle Bar Connecting Link Cap Screw.....	06
	24041	5861 " " " Stud with 207E.....	35
	207E	5861 " " " Clamping Screw.....	02
52015	5851	Needle Bar Crank with 853c, 1036c, 1037c and 1065c.....	80

NO.	PLATE	NAME	EACH
1065c	5875	Needle Bar Crank Position Screw.....	\$ 10
858c	5875	“ “ “ Set Screw.....	03
29532	5861	“ “ Oil Cup.....	03
857H	5861	“ Set Screw.....	02
12391	5870	Presser Bar (hollow).....	80
20059	5852	“ “ Guide Bracket with 453c....	35
453c	5852	“ “ “ Set Screw....	02
52016	5852	“ “ Lifter.....	20
689c	5852	“ “ “ Screw.....	10
1520E	5852	“ “ “ Nut.....	03
12327	5852	“ “ Lifting and Releasing Lever Bracket.....	50
11167	5870	Presser Bar Spring.....	05
11170	5873	“ “ “ Washer.....	01
12435	5865	“ Foot with 228D.....	60
NOTE: No. 12435 is sent with this machine unless another Presser Foot is specified on order.			
12462	5866	Presser Foot, for $\frac{1}{8}$ in. to $\frac{1}{4}$ in. gauge...	50
NOTE: When ordering No. 12462 give width of turned edge from seam.			
12463	5866	Presser Foot with Strip Guide.....	75
12335	5865	“ “ (narrow).....	40
26276	5873	“ “ Hinge Pin.....	01
20133	—	“ “ Plate.....	65
19223	—	“ “ Shank.....	60
20134	5866	Presser Foot (hinged) complete, for $\frac{1}{8}$ in. to $\frac{1}{4}$ in. gauge, Nos. 19223, 20133 and 26276.....	1 25
NOTE: When ordering No. 20134 give width of turned edge from seam.			
2532	5873	Presser Foot Hinge Pin..... per 100	10
20155	—	“ “ Plate.....	60
20156	—	“ “ Shank.....	75
20157	5865	Presser Foot (hinged) complete, Nos. 228D, 2532, 20155 and 20156.....	1 35
20343	5865	Presser Foot with guide on bottom to the right of needle hole.....	60
26276	5873	Presser Foot Hinge Pin.....	01
20360	—	“ “ Plate.....	65
19335	—	“ “ Shank.....	60
20361	5866	Presser Foot (hinged) plain bottom, com- plete, Nos. 19335, 20360 and 26276....	1 25
26279	5089	Presser Foot Extension, $\frac{1}{8}$ in.....	15
26280	5089	“ “ “ $\frac{1}{8}$ in.....	15

NO.	PLATE	NAME	EACH
26281	5089	Presser Foot Extension, $\frac{1}{4}$ in.....	\$ 15
26282	5089	“ “ “ $\frac{3}{8}$ in.....	15
26283	5089	“ “ “ $\frac{1}{2}$ in.....	15
228D	5875	“ “ “ Screw.....	02
190D	5875	“ “ “ Screw.....	03
25967	5089	“ “ Strip Gauge.....	15
228D	5875	“ “ “ “ Screw.....	02
NOTE: Nos. 25967 and 26279 to 26283 are sent with this machine unless otherwise specified on order.			
688E	5875	Pressure Regulating Thumb Screw.....	25
52089	5904	Rotating Hook with 40274, 52090, two 1253c, three 1367F and four 1053D.....	2 50
40258	5870	Rotating Hook Belt.....	60
52037	5870	“ “ “ Guard.....	25
181D	5875	“ “ “ “ Screw.....	04
52048	5888	“ “ “ Pulley (lower, steel) with two 1147c and sixteen 52049.....	1 00
1147c	5889	Rotating Hook Belt Pulley (lower) Set Screw.....	03
52049	5888	Rotating Hook Belt Pulley (lower) Stud.....	05
52050	5888	“ “ “ “ (upper) with 1362c and thirty 40263.....	1 50
1362c	5871	Rotating Hook Belt Pulley (upper) Set Screw.....	06
40263	5871	Rotating Hook Belt Pulley (upper) Stud.....	05
40264	5869	“ “ “ Bobbin.....	05
40392	5869	“ “ “ Case Latch.....	10
55625	5869	“ “ “ “ “ Lever.....	10
2974	5869	“ “ “ “ “ “ “ Fulcrum Pin..... per 100	10
2975	5869	Rotating Hook Bobbin Case Latch Spring	02
592E	5869	“ “ “ “ “ “ Stop Screw.....	02
40393	—	Rotating Hook Bobbin Case Hinge, Nos. 2974, 40392 and 55625.....	25
591F	5869	Rotating Hook Bobbin Case Tension Regulating Screw.....	02
40394	5869	Rotating Hook Bobbin Case Tension Spring.....	10
1380D	5869	Rotating Hook Bobbin Case Tension Spring Screw.....	02
40395	5869	Rotating Hook Bobbin Case complete, Nos. 591F, 592E, 1380D, 2975, 40393 and 40394.....	75
40408	—	Rotating Hook Bobbin Case 40395 with 40396.....	2 50

NO.	PLATE	NAME	EACH
40396	5869	Rotating Hook Bobbin Case Holder.....	\$1 75
52018	5869	“ “ “ “ “ Position Bracket.....	60
914D	5869	Rotating Hook Bobbin Case Holder Position Bracket Screw.....	04
40274	5869	Rotating Hook Section.....	75
1367F	5869	“ “ “ Screw.....	02
1253c	5869	“ “ Set Screw.....	03
52019	5870	“ “ Shaft.....	60
52044	5871	“ “ “ Bushing (back).....	50
52045	5871	“ “ “ “ Pack- ing (cotton).....	01
447c	5871	Rotating Hook Shaft Bushing (back) Set Screw.....	03
52039	5871	Rotating Hook Shaft Bushing (front).....	50
52045	5871	“ “ “ “ “ Packing (cotton).....	01
50145E	5889	Rotating Hook Shaft Bushing (front) Position Screw.....	05
52090	5904	Rotating Hook Thread Guard.....	25
1053D	5869	“ “ “ “ Screw.....	02
20060	5872	Slack Thread Regulator.....	35
225F	5872	“ “ “ Adjusting Screw.....	03
52046	5903	Spool Holder Base.....	15
389D	5889	“ “ “ Screw.....	04
204296	5903	“ “ “ Wire.....	10
200079H	5889	“ “ “ “ Hinge Screw.....	02
52047	5903	Spool Holder complete, Nos. 52046, 200079H and 204296.....	25
2102	5872	Tension Disc.....	05
1560c	5872	“ Regulating Thumb Nut.....	04
32572	5872	“ Releasing Disc.....	05
43944	5872	“ “ Lever.....	20
12398	5872	“ “ “ Hinge Pin.....	01
12329	5872	“ “ “ Spring.....	02
32574	5872	“ “ Pin.....	03
13710	5872	“ Spring.....	03
50304c	5904	“ Stud.....	12
50305c	5904	“ “ Set Screw.....	02
29642	5872	Thread Eyelet (side of arm).....	15
52026	5861	“ “ for 52013.....	05
460c	5872	“ “ Set Screw for 29642.....	02
52027	5872	“ Guard (side of arm).....	01
52021	5861	“ Take-up Crank.....	80
1036c	5861	“ “ “ Position Screw.....	03
1037c	5861	“ “ “ Set Screw.....	04
52022	5861	“ “ Lever.....	40

NO.	PLATE	NAME	EACH
52023	5861	Thread Take-up Lever Hinge Pin.....	\$ 05
52024	5861	“ “ “ Link.....	25
11204	5861	“ “ “ “ Hinge Pin... ..	15
435c	5861	“ “ “ “ “ Set Screw.....	04
52025	—	Thread Take-up Lever complete, Nos. 52022 to 52024.....	75
52082	5904	Thread Take-up Spring.....	03
52083	5904	“ “ “ Regulator with 50305c.....	30
448c	5872	Thread Take-up Spring Regulator Set Screw.....	03
20123	5857	Throat Plate for 20163 and 20164.....	70
691F	5875	“ “ Screw.....	04
24079	5877	Drip Pan with four 1 in. wire nails.....	25

IRON BASE

NO.	PLATE	NAME	EACH
24106	5874	Bed Frame Cushion (felt)	\$ 02
158E	5889	" " Screw	03
24107	5874	" " Hinge Connection	15
9261	5874	" " " " Pin	02
970D	5874	" " Thumb Screw	20
24108	5876	Bed Frame complete, Nos. 970D, two each 9261, 24107, four each 158E, 24106 and six wood screws 1¼ in. No. 12.	1 75

ACCESSORIES

NO.	PLATE	NAME	EACH
12361	5874	Machine Hinge Connection	\$ 15
12362	5874	" " Plate	15
12363	—	Machine Hinge complete, Nos. 12361, 12362 and two wood screws 1¼ in. No. 14.	30
12405	5874	Machine Rest (felt)	02
36569	5879	Oiler with 36571	05
36570	—	" 36569, filled with oil	08
36571	5879	" Spout, 1¼ in. long, with 36807	01
36807	5904	" " Washer (leather)	01
26026	5879	Screw Driver (large)	10
26485	5879	" " (small)	05
8909	5879	Wrench for 1513 and 1518	10
8908	5879	" " 1519 and 1520	08

BINDER

NO.	PLATE	NAME	EACH
35208	1971	Binder on Shank, to turn in both edges, for bias or straight binding, for skirts, wrappers, shirt waists, etc.	\$4 25
26603	5905	Feed Dog	40
52055	5905	Presser Foot	1 00
26605	5905	Throat Plate, large needle hole, for 26603	50
26606	—	" " small needle hole, for 26603	50

FINGER GUARD

NO.	PLATE	NAME	EACH
36818	5945	Finger Guard	\$ 06
36819	5945	" " Friction Washer	01
50316J	5945	" " Hinge Screw	04
36820	5945	" " Holder with 196J	10
196J	5945	" " Clamping Screw	02
36821	5945	Finger Guard complete, Nos. 36818 to 36820 and 50316J	20

HEMMERS

NO.	PLATE	NAME	EACH
36118	—	Hemmer (foot) ⅜ in. hem	\$ 75
36119	5881	" " ⅜ in. hem	75
36120	—	" " ⅜ in. hem	75
36121	—	" " ⅜ in. hem	75
36122	—	" " ⅜ in. hem	75
36749	—	" " ¼ in. hem	75
6267	5873	" Folder	02
25888	5873	" Tongue	01

NOTE: When ordering Nos. 6267 or 25888 give width of hem and No. of hemmer for which it is required.

20117	5853	Feed Dog, for shirt work, beveled for hemmer, 16 teeth (16 teeth to the inch) for 36118 to 36122 and 36749.	40
20132	5853	Feed Dog, for shirt work, beveled for hemmer, 22 teeth (22 teeth to the inch) for 36118 to 36122 and 36749.	40
20124	5853	Throat Plate, large needle hole, for 20117 and 20132.	50
20125	—	Throat Plate, small needle hole, for 20117 and 20132.	50
35710	—	Hemmer (foot) ⅜ in. hem, with guide on bottom to the right of needle hole.	1 50
35682	5891	Hemmer (foot) ⅜ in. hem, with guide on bottom to the right of needle hole.	1 50
36524	—	Hemmer (foot) ⅜ in. hem, with guide on bottom to the right of needle hole.	1 50
35997	—	Hemmer (foot) ⅜ in. hem, with guide on bottom to the right of needle hole.	1 50
36309	—	Hemmer (foot) ⅜ in. hem, with guide on bottom to the right of needle hole.	1 50

HEMMERS

NO.	PLATE	NAME	EACH
36072	—	Hemmer (foot) $\frac{1}{4}$ in. hem, with guide on bottom to the right of needle hole.	\$1 50
36525	5891	Feed Dog for 35682, 35710, 35997, 36072, 36309 and 36524.	40
36526	5891	Throat Plate for 36525.	75
36162	—	Hemmer (foot) $\frac{3}{8}$ in. hem, for China silk, etc.	2 25
36432	5881	Hemmer (foot) $\frac{1}{8}$ in. hem, for China silk, etc.	2 25
36433	—	Hemmer (foot) $\frac{1}{2}$ in. hem, for China silk, etc.	2 25
36434	—	Hemmer (foot) $\frac{1}{8}$ in. hem, for China silk, etc.	2 25
52031	5856	Feed Dog, for shirt work, for 36162 and 36432 to 36434.	40
52032	—	Throat Plate, large needle hole, for 52031	50
52033	5856	" " small needle hole, for 52031	50
36413	—	Hemmer (foot) plain bottom, $\frac{1}{8}$ in. hem.	75
36414	—	" " " " $\frac{1}{2}$ in. hem.	75
36415	5881	" " " " $\frac{1}{8}$ in. hem.	75
36471	5881	" " " " $\frac{1}{8}$ " "	75
		slotted for lace.	75
36480	—	Hemmer (foot) plain bottom, $\frac{1}{2}$ in. hem.	75
36416	—	" " " " $\frac{3}{8}$ in. hem.	75

HEMMER ON SHANK

NO.	PLATE	NAME	EACH
35926	—	Hemmer	\$1 00
590D	5889	" Adjusting Screw	02
1443B	5889	" Screw	04
35927	—	" Shank	2 50
35540	5882	Hemmer on Shank (adjustable) complete, with right hand lower guide for lace, Nos. 1443B, 35926, 35927 and two 590D	3 50
20163	5882	Feed Dog, $\frac{1}{8}$ in. stitch, for 35540.	40
2532	5873	Presser Foot Hinge Pin..... per 100	10
40316	—	" " Plate	65
40317	—	" " Shank	60
40318	5882	Presser Foot (hinged) complete, for lace running, for 20163, Nos. 2532, 40316 and 40317.	1 25
20123	5882	Throat Plate for 20163.	70
35236	1971	Hemmer on Shank, for bottom of shirt waists.	5 00
26603	5905	Feed Dog.	40

HEMMER ON SHANK

29

NO.	PLATE	NAME	EACH
52055	5905	Presser Foot	\$1 00
26605	5905	Throat Plate, large needle hole, for 26603	50
26606	—	" " small needle hole, for 26603	50

PIPING ATTACHMENT

NO.	PLATE	NAME	EACH
35245	5906	Piping Attachment on Shank	\$2 00
12457	5906	Feed Dog, 16 teeth (16 teeth to the inch).	40
52056	5906	Presser Foot	1 00
12411	5906	Throat Plate, large needle hole, for 12457	50
12449	—	" " small needle hole, for 12457	50

PRESSER FEET

NO.	PLATE	NAME	EACH
36464	5892	Presser Foot Spring Guide	\$ 40
665D	5892	" " " " Screw	02
36465	5892	Presser Foot (right hand, spring guide) with 665D and 36464, for $\frac{1}{2}$ in. to $\frac{1}{8}$ in. gauge.	2 00

NOTE: When ordering No. 36464 or 36465 state required distance from edge of goods to seam.

36574	5945	Presser Foot	50
36575	5945	" " 36574 with 36576 and two 50202D	60
36576	5945	Presser Foot Finger Guard	06
50202D	5945	" " " " Screw	02
36714	—	" " with 233D	1 00
36715	5892	" " Guide (right) with 36716	50
233D	5892	" " " Set Screw	02
36716	5892	" " " Stud	02
36717	5892	Presser Foot complete with Adjustable Guide (right) Nos. 36714 and 36715	1 50
36773	5892	Presser Foot, for braiding	65

SPOOL HOLDER (Disc)

FOR MACHINE NO. 95-2.

NO.	PLATE	NAME	EACH
26763	5879	Bracket with 219F and 287D	\$ 15
219F	5875	" Screw	02
287D	5875	" Thumb Screw	10
19066	5879	Spindle	25

SPOOL HOLDER (Disc)

NO.	PLATE	NAME	EACH
19067	5879	Thread Guiding Disc.....	\$ 15
691F	5875	" " " Screw.....	04
26764	5879	Spool Holder (disc) complete, Nos. 691F, 19066, 19067 and 26763.....	60

TUCKERS (Long Arm)

NO.	PLATE	NAME	EACH
36387	5884	Space Guide.....	\$ 15
35510	5884	" " Base with 35512, 35514 and two 1426E.....	50
402D	5885	Space Guide Base Screw.....	02
35511	5885	" " Indicator.....	10
35512	5885	" " Pin.....	03
35513	5885	" " Stop (left).....	15
35514	5885	" " " Guide Pin.....	03
1426E	5885	" " " Screw Stud.....	03
1657D	5885	" " " Thumb Nut.....	05
17718	5885	" " " " Washer.....	01
35515	5885	" " " (right).....	15
1426E	5885	" " " Screw Stud.....	03
1657D	5885	" " " Thumb Nut.....	05
17718	5885	" " " " ".....	01
287D	5885	Space Guide Thumb Screw.....	10
36388	—	Space Guide complete, Nos. 287D, 35510, 35511, 35513, 35515, 36387 and two each 1657D and 17718.....	1 00
35517	5883	Tuck Guide Arm.....	75
1177D	5885	" " " Screw.....	04
35518	5883	" " Base.....	75
50134E	5885	" " " Screw Stud.....	10
36389	5883	" " Bracket.....	50
307C	5885	" " " Screw Centre.....	06
1513E	5885	" " " " Nut.....	05
36390	5885	" " " Spring.....	03
36391	5884	" " " Plate.....	10
9D	5885	" " " Screw.....	20
423C	5885	" " " Stop Screw.....	05
1520E	5885	" " " " Nut.....	03
36392	5883	" " Frame.....	1 00
36393	5885	" " " Spring.....	03
1510E	5885	" " " " Nut.....	02
35524	5885	" " " Washer.....	02
803C	5885	" " " Stop Screw.....	10
1520E	5885	" " " " " Nut.....	03

TUCKERS (LONG ARM)

NO.	PLATE	NAME	EACH
35511	5885	Tuck Guide Indicator.....	\$ 10
35525	5883	" " Plate.....	80
1115F	5885	" " Screw.....	04
36394	—	Tuck Guide complete, Nos. 9D, 423C, 803C, 1510E, 35511, 35517, 35518, 35524, 35525, 36389 to 36393, 50134E, two each 307C, 1115F, 1177D, 1513E, 1520E and three wood screws 1 1/4 in. No. 10.....	4 00
36395	—	Tucker (long arm) complete, Nos. 35528, 36388, 36394 and two 402D.....	5 65
52031	5856	Feed Dog, for shirt work.....	40
35528	5886	Presser Foot (wide) for 36395.....	75
40322	5886	" " (narrow) for 36395.....	45
36654	5886	" " for tucking shirt bosoms, for 36670.....	1 50
52032	—	Throat Plate, large needle hole, for 52031	50
52033	5856	" " small needle hole, for 52031	50
36670	—	Tucker (long arm) complete, for tango tucking, Nos. 36388, 36394, 36654 and two 402D.....	5 65

**BOBBIN WINDERS
BOBBIN WINDER**

(SWINGING AUTOMATIC, RIGHT HAND)

NO.	PLATE	NAME	EACH
41339	2833	Base.....	\$ 15
41340	2833	Frame.....	15
1429D	2834	" Hinge Screw.....	05
41341	2833	" Spring.....	05
207D	2834	" " Screw.....	02
41342	2833	Pulley with 200F.....	20
200F	2834	" Set Screw.....	03
41343	2834	Spindle.....	15
27306	2834	Spool Pin.....	05
27307	2833	" Stand.....	10
27308	2833	Spool Stand complete, Nos. 418E, 1562J, 2106, 10141, 11241, 27306, 27307 and two each 2455 and wood screws 1 in. No. 10.....	35
11241	2833	Spool Washer (cloth).....per 100	25
41344	2834	Stop Latch.....	10
41345	2834	" " Finger.....	10
152F	2834	" " " Screw.....	03
1430D	2834	" " Hinge Screw.....	05

BOBBIN WINDERS

NO.	PLATE	NAME	EACH
1550H	2834	Stop Latch Hinge Screw Nut.....	\$ 03
41346	2834	" " Lever.....	15
1430D	2834	" " " Hinge Screw.....	05
2455	2834	Tension Disc.....	02
1562r	2834	" Regulating Thumb Nut.....	04
418B	2834	" Screw Stud.....	08
10141	2834	" Spring.....	01
2106	2834	" Thread Guide.....	01
41347	2833	Bobbin Winder, Nos. 152r, 207D, 1429D, 1550H, 41339 to 41346, two each 9331, wood screws 1 in. No. 10 R. H. B. and three 1430D.....	1 35
41348	—	Bobbin Winder (swinging automatic, right hand) complete, Nos. 27308 and 41347.....	1 60
9331	2834	Bobbin Winder Washer.....	01

BOBBIN WINDER

(SWINGING AUTOMATIC, LEFT HAND)

NO.	PLATE	NAME	EACH
41913	5902	Bracket with 457C.....	\$ 35
41583	5902	Frame with 457C.....	60
34105	5902	" Hinge Pin.....	05
457C	5889	" " " Set Screw.....	02
41914	5902	" Spring.....	05
41585	5902	Pulley with 171D.....	20
171D	5889	" Set Screw.....	03
41586	5902	Spindle.....	20
41587	5902	Stop Latch.....	10
42614	5902	" " Hinge Stud.....	15
457C	5889	" " " Set Screw.....	02
41588	5902	" " Tripping Arm with 185H....	10
185H	5889	" " " " Clamping Screw.....	02
41591	5902	Tension Bracket with 460C.....	25
41592	5902	Tension Bracket complete, Nos. 12403, 24131, 41591, 41593 to 41595 and two 2455.....	55
24131	5873	Tension Bracket Oil Tube with 29599....	06
29599	5873	" " " " Packing (felt) per 100.....	25
180D	5875	Tension Bracket Screw.....	03
12403	5873	" " Spool Pin and Thread Eyelet.....	05
8879	5874	Tension Bracket Spool Pin Washer (cloth)	01
2455	2834	" Disc.....	02

BOBBIN WINDERS

NO.	PLATE	NAME	EACH
41593	5873	Tension Spring.....	\$ 02
41594	5873	" Stud.....	10
460C	5872	" " Set Screw.....	02
41595	5873	" Thread Guide.....	03
41915	5902	Bobbin Winder, Nos. 880B, 25446, 34105, 41583, 41585 to 41588, 41913, 41914 and 42614.....	1 90
41916	—	Bobbin Winder (swinging automatic, left hand) complete, Nos. 41592 and 41915.	2 45
880E	5889	Bobbin Winder Screw.....	06
25446	5904	" " " Washer.....	02

FOOT LIFTER PARTS

NO.	PLATE	NAME	EACH
5593	5878	Bell Crank.....	\$ 05
5599	5878	" " Bracket.....	08
178C	5875	" " " Screw.....	03
5301	5874	" " Hinge Pin.....	01
5735	5874	" " Spring.....	02
5598	5878	Bell Crank complete, Nos. 5593, 5599, 5601 and 5735.....	20
5370	—	Chain, length 26 in. to 35 in.....	15
NOTE: When ordering 5670 give length required.			
4879	5878	Chain Connecting Link.....	03
16510	5878	Lifting Lever with 448C.....	20
52028	5878	" " Connecting Rod.....	10
12416	5874	" " " " Joint.....	08
76D	5875	" " " " " Hinge Screw.....	06
1521E	5872	Lifting Lever Connecting Rod Lock Nut.	03
802D	5875	" " Hinge Screw.....	10
12241	5874	" " Link.....	10
766D	5875	" " " Hinge Screw.....	05
12240	5874	" " Pin.....	05
448C	5875	" " " Set Screw.....	03
2763	5876	Rock Shaft.....	10
12242	5876	" " Hanger with two wood screws 1 in. No. 10.....	08
6337	5876	Rock Shaft Lifting Bracket with two 356C.....	20
12243	5876	Rock Shaft Lifting Bracket Hook.....	15
7125	5876	" " " " " ".....	15
356C	5875	" " " " " " Set Screw.....	06

From the library of: Diamond Needle Corp

FOOT LIFTER PARTS

NO.	PLATE	NAME	EACH
356c	5875	Rock Shaft Lifting Bracket Set Screw . . .	\$ 06
2770	5876	" " Stop Dog with 356c	12
356c	5875	" " " " Set Screw	06
4880	5876	Rock Shaft complete, Nos. 2763, 2770, 7125, 12243 and two each 6337 and 12242	1 00
4881	5876	Treadle	30
4882	5878	" Shaft	05
4883	5878	" Spring	10
4884	5876	" Stand	25
4885	5876	Treadle complete, Nos. 4879, 4881 to 4884 and two wood screws 1 in. No. 16	75
52029	—	Foot Lifter complete, Nos. 76d, 766d, 802d, 1521E, 4880, 4885, 5598, 5670, 12240, 12241, 12416, 16510, 52028 and two 178c	2 95

KNEE LIFTER PARTS

NO.	PLATE	NAME	EACH
5596	5878	Bell Crank	\$ 05
5599	5878	" " Bracket	08
178c	5875	" " " Screw	03
5601	5874	" " Hinge Pin	01
5735	5874	" " Spring	02
5598	5878	Bell Crank complete, Nos. 5596, 5599, 5601 and 5735	20
16510	5878	Lifting Lever with 448c	20
52028	5878	" " Connecting Rod	10
12416	5874	" " " " Joint	08
76d	5875	" " " " " Hinge Screw	06
1521E	5872	Lifting Lever Connecting Rod Lock Nut	03
802d	5875	" " Hinge Screw	10
12241	5874	" " Link	10
766d	5875	" " Hinge Screw	05
12240	5874	" " Pin	05
448c	5875	" " " Set Screw	03
2759	5877	" Rod with 2761	15
2761	5872	" " Cap (washer)	05
2762	5904	" " Collar with 362f	10
362f	5904	" " " Set Screw	05
2760	—	Lifting Rod complete for 19168, Nos. 2759 and 2762	25
2763	5877	Rock Shaft	10

KNEE LIFTER PARTS

NO.	PLATE	NAME	EACH
12242	5877	Rock Shaft Hanger with two wood screws 1 in. No. 10	\$ 08
2765	5877	Rock Shaft Knee Arm for 2768	10
6335	5877	" " " " " 6336	10
2766	5877	" " " " Hub with 356c	15
356c	5875	" " " " " Set Screw	06
2768	—	Rock Shaft Knee Arm complete for 2777, Nos. 2765 to 2767	40
6336	—	Rock Shaft Knee Arm complete for 19168, Nos. 2766, 2767 and 6335	40
2767	5877	Rock Shaft Knee Plate with 356c	18
356c	5875	" " " " Set Screw	06
2769	5877	" " Lifting Arm with 356c	15
356c	5875	" " " " Set Screw	06
6337	5877	" " " Bracket with two 356c	20
2778	5877	" " " Hook	05
356c	5875	" " " " " Set Screw	06
356c	5875	Rock Shaft Lifting Bracket Set Screw	06
2770	5877	" " Stop Dog with 356c	12
356c	5875	" " " " Set Screw	06
2777	5877	Rock Shaft complete for 52030, Nos. 2763, 2768, 2770, 2778, 6337 and two 12242	1 00
19168	—	Rock Shaft complete for 52038, Nos. 2760, 2763, 2769, 6336 and two each 2770 and 12242	1 25
52030	—	Knee Lifter complete (power table) Nos. 76d, 766d, 802d,* 1521E, 2777, 5598, 12240, 12241, 12416, 16510, 52028 and two 178c	2 00
52038	—	Knee Lifter complete (bench stand) Nos. 76d, 766d, 802d, 1521E, 5598, 12240, 12241, 12416, 16510, 19168, 52028 and two 178c	2 25

THREAD UNWINDER

FOR TWO LARGE SPOOLS OR TWO LARGE CONES OF THREAD

NO.	PLATE	NAME	EACH
27623	2837	Spool Pin	\$ 08
155c	5875	" " Set Screw	03
41530	2837	" Rest	30
41531	—	" " 41530 with 1149c and two each 155c and 27623	50

THREAD UNWINDER

NO.	PLATE	NAME	EACH
1149c	5875	Spool Rest Set Screw.....	\$ 04
27940	2837	" Stand with 453c.....	20
41514	2837	" Weight, 4 in. diam., with 41515....	15
41515	5874	" Centre Pin.....	05
27739	2837	Thread Cone (wood).....	05
41631	2837	" Guard with 208E and two 41569..	35
41569	5873	" " Eyelet.....	02
41637	2837	" " Rod (lower).....	10
41638	2837	" " " (upper).....	15
41639	2837	" " " Coupling with two 456c.....	20
456c	5889	Thread Guard Rod Coupling Set Screw..	02
41640	—	Thread Guard Rod complete, 30 in. long, Nos. 41637 to 41639.....	45
453c	5852	Thread Guard Rod Set Screw.....	02
208E	5889	" " Screw.....	02
41533	2837	Thread Unwinder complete, Nos. 27940, 41531, 41631, 41640, two each 27739, 41514 and three wood screws 1 in. No. 12	1 80

OBSOLETE PARTS

NO.	PLATE	NAME	EACH
*52001	—	Arm with 11104.....	\$4 25
*11104	—	" Shaft Bushing (front).....	20
52007	—	Face Plate.....	50
52008	5850	Face Plate complete, Nos. 52007, 52009 and 52010, use 52052.....	60
52009	5873	Face Plate Thread Guard (lower).....	01
52010	5873	" " " " (upper).....	01
286D	5875	" " Thumb Screw.....	10
145E	5875	Feed Lifting Rock Shaft Crank Connect- ing Rod Cap Screw for 12430.....	04
52076	5869	Rotating Hook with 40274, 40398, two 1253c and three each 1053D and 1367F, use 52089.....	2 50
40261	5871	Rotating Hook Belt Pulley (lower, steel) with 1147c, 50143c and sixteen 40263, for 52017.....	1 00
52040	5887	Rotating Hook Belt Pulley (lower, steel) with two 1147c and sixteen 40263, for 52041.....	1 00
1147c	5889	Rotating Hook Belt Pulley (lower) Position Screw.....	03
50143c	5871	Rotating Hook Belt Pulley (lower) Set Screw.....	03

OBSOLETE PARTS

NO.	PLATE	NAME	EACH
40263	5871	Rotating Hook Belt Pulley (lower) Stud.	\$ 05
52017	5871	" " " " (upper) with 1362c and thirty 40263, for 40261.....	1 50
52041	5887	Rotating Hook Belt Pulley (upper) with 1362c and thirty 40263, for 52040.....	1 50
40276	5871	Rotating Hook Shaft Bushing (back)....	35
52020	5871	" " " " (front)....	35
1148c	5871	" " " " Set Screw.....	05
40398	5869	Rotating Hook Thread Guard.....	25
1274c	5872	Tension Screw Stud.....	10
43946	5872	Thread Take-up Spring.....	03
7336	5872	" " " Regulator.....	25

NUMERICAL LIST OF PARTS

NO.	PLATE	NAME	EACH
9D	5885	Tucker Tuck Guide Bracket Spring Screw for 36394.....	\$ 20
76D	5875	Lifting Lever Connecting Rod Joint Hinge Screw for 52029, 52030 and 52038.....	06
116E	5875	Arm Screw (back).....	08
144D	5875	" Shaft Screw.....	08
145E	5875	Feed Lifting Rock Shaft Crank Connecting Rod Cap Screw for 12430, obsolete.	04
152F	2834	Bobbin Winder Stop Latch Finger Screw for 41347.....	03
155C	5875	Thread Unwinder Spool Pin Set Screw for 41531.....	03
157J	5852	Feed Lifting Rock Shaft Crank (front) Clamping Screw for 12376.....	04
157J	5852	Feed Rock Shaft Crank Clamping Screw for 29633.....	04
158E	5889	Bed Frame Cushion Screw for 24108.....	03
171D	5889	Bobbin Winder Pulley Set Screw for 41585	03
178C	5875	Bell Crank Bracket Screw for 52029, 52030 and 52038.....	03
180D	5875	Bobbin Winder Tension Bracket Screw for 41592.....	03
181D	5875	Rotating Hook Belt Guard Screw.....	04
185H	5889	Bobbin Winder Stop Latch Tripping Arm Clamping Screw for 41588.....	02
190D	5875	Face Plate Screw.....	03
190D	5875	Presser Foot Screw.....	03
196J	5945	Finger Guard Holder Clamping Screw for 36820.....	02
200F	2834	Bobbin Winder Pulley Set Screw for 41342	03
207D	2834	" " Frame Spring Screw for 41347.....	02
207E	5861	Needle Bar Connecting Stud Clamping Screw for 24041.....	02
208E	5889	Thread Unwinder Thread Guard Screw for 41631.....	02
210D	5875	Balance Wheel Oil Cover Screw.....	04
219D	5875	Arm Side Cap Screw.....	02
219F	5875	Spool Holder Bracket Screw for 26763...	02
225F	5872	Slack Thread Regulator Adjusting Screw.	03
226D	5904	Face Plate Thread Guard (lower) Screw for 52052.....	02

NUMERICAL LIST OF PARTS

NO.	PLATE	NAME	EACH
226D	5904	Face Plate Thread Guard (upper) Screw for 52052.....	\$ 02
228D	5875	Presser Foot Extension Screw for 12435 and 20157.....	02
228D	5875	Presser Foot Strip Gauge Screw for 95-2 Machine.....	02
233D	5892	Presser Foot Guide Set Screw for 36714....	02
234D	6138	Guide Thumb Screw for 95-2 Machine....	10
286D	5875	Arm Side Cover Thumb Screw.....	10
286D	5875	Face Plate Thumb Screw, obsolete.....	10
287D	5875	Spool Holder Bracket Thumb Screw for 26763.....	10
287D	5885	Tucker Space Guide Thumb Screw for 36388.....	10
307C	5875	Feed Lifting Rock Shaft Screw Centre....	06
307C	5875	" Rock Shaft Screw Centre.....	06
307C	5885	Tucker Tuck Guide Bracket Screw Centre for 36394.....	06
313C	5875	Feed Bar Screw Centre.....	04
356C	5875	Rock Shaft Knee Arm Hub Set Screw for 2766.....	06
356C	5875	Rock Shaft Knee Plate Set Screw for 2767	06
356C	5875	" " Lifting Arm Set Screw for 2769.....	06
356C	5875	Rock Shaft Lifting Bracket Hook Set Screw for 6337.....	06
356C	5875	Rock Shaft Lifting Bracket Set Screw for 6337.....	06
356C	5875	Rock Shaft Stop Dog Set Screw for 2770....	06
362F	5904	Lifting Rod Collar Set Screw for 2762....	05
375C	5852	Feed Connecting Link Hinge Screw.....	12
375C	5852	" Forked Connection Hinge Screw....	12
375C	5852	" Lifting Rock Shaft Crank Connecting Rod Hinge Screw.....	12
389D	5889	Spool Holder Base Screw.....	04
402D	5885	Tucker Space Guide Base Screw for 36395 and 36670.....	02
418E	2834	Bobbin Winder Tension Screw Stud for 27308.....	08
423C	5885	Tucker Tuck Guide Bracket Stop Screw for 36394.....	05
435C	5861	Arm Shaft Flanged Bushing (front) Set Screw.....	04
435C	5861	Thread Take-up Lever Link Hinge Pin Set Screw.....	04
447C	5871	Rotating Hook Shaft Bushing (back) Set Screw.....	03

NUMERICAL LIST OF PARTS

NO.	PLATE	NAME	EACH
448C	5875	Arm Shaft Flanged Bushing (back) Set Screw.....	\$ 03
448C	5875	Balance Wheel Set Screw for 52005 and 52081.....	03
448C	5875	Feed and Feed Lifting Eccentric Set Screw for 24035.....	03
448C	5875	Lifting Lever Pin Set Screw for 16510....	03
448C	5872	Thread Take-up Spring Regulator Set Screw.....	03
453C	5852	Presser Bar Guide Bracket Set Screw for 20059.....	02
453C	5852	Thread Unwinder Thread Guard Rod Set Screw for 27940.....	02
456C	5889	Thread Unwinder Thread Guard Rod Coupling Set Screw for 41639.....	02
457C	5889	Bobbin Winder Frame Hinge Pin Set Screw for 41583.....	02
457C	5889	Bobbin Winder Stop Latch Hinge Stud Set Screw for 41913.....	02
460C	5872	Thread Eyelet Set Screw for 29642.....	02
460C	5872	Bobbin Winder Tension Stud Set Screw for 41591.....	02
462C	5852	Feed Lifting Rock Shaft Crank (back) Set Screw for 16556.....	02
590D	5889	Hemmer Adjusting Screw for 35540.....	02
591F	5869	Rotating Hook Bobbin Case Tension Regulating Screw for 40395.....	02
592E	5869	Rotating Hook Bobbin Case Latch Stop Screw for 40395.....	02
605D	5892	Presser Foot Spring Guide Screw for 36465	02
688E	5875	Pressure Regulating Thumb Screw.....	25
689C	5852	Presser Bar Lifter Screw.....	10
691F	5875	Spool Holder Thread Guiding Disc Screw for 26764.....	04
691F	5875	Throat Plate Screw.....	04
725E	5875	Bed Slide Spring Screw for 12432.....	02
732D	5875	Face Plate Thumb Screw.....	10
732D	5875	Guide Thumb Screw for 95-1 Machine....	10
766D	5875	Lifting Lever Link Hinge Screw for 52029, 52030 and 52038.....	05
775E	5861	Needle Bar Connecting Link Cap Screw..	06
794E	5861	" " " " Adjusting Screw for 24040.....	05
802D	5875	Lifting Lever Hinge Screw for 52029, 52030 and 52038.....	10
803C	5885	Tucker Tuck Guide Frame Stop Screw for 36394.....	10

NUMERICAL LIST OF PARTS

NO.	PLATE	NAME	EACH
818D	5852	Feed Regulator Thumb Screw.....	\$ 10
857H	5861	Needle Set Screw for 52012.....	02
858C	5875	" Bar Crank Set Screw for 52015...	03
868E	5875	Arm Screw (front).....	10
880E	5889	Bobbin Winder Screw for 41915.....	06
914D	5869	Rotating Hook Bobbin Case Holder Position Bracket Screw.....	04
966E	5889	Feed Lifting Rock Shaft Crank Connect- ing Rod Cap Screw for 12430.....	04
970D	5874	Bed Frame Thumb Screw for 24108.....	20
1036C	5861	Thread Take-up Crank Position Screw for 52015.....	03
1037C	5861	Thread Take-up Crank Set Screw for 52015.....	04
1053D	5869	Rotating Hook Thread Guard Screw for 52076 and 52089.....	02
1065C	5875	Needle Bar Crank Position Screw for 52015.....	10
1115F	5885	Tucker Tuck Guide Screw for 36394.....	04
1128E	5852	Feed Regulator Hinge Screw.....	12
1133E	5861	Needle Bar Bushing (lower) Set Screw...	02
1133E	5861	" " " (upper) Set Screw...	02
1147C	5889	Rotating Hook Belt Pulley (lower) Position Screw for 40261, obsolete.....	03
1147C	5889	Rotating Hook Belt Pulley (lower) Set Screw for 52040 and 52048.....	03
1148C	5871	Rotating Hook Shaft Bushing (front) Set Screw, obsolete.....	05
1149C	5875	Thread Unwinder Spool Rest Set Screw for 41531.....	04
1177D	5885	Tucker Tuck Guide Arm Screw for 36394.....	04
1253C	5869	Rotating Hook Set Screw for 52076 and 52089.....	03
1274C	5872	Tension Screw Stud, obsolete.....	10
1362C	5871	Rotating Hook Belt Pulley (upper) Set Screw for 52017, 52041 and 52050.....	06
1367F	5869	Rotating Hook Section Screw for 52076 and 52089.....	02
1380D	5869	Rotating Hook Bobbin Case Tension Spring Screw for 40395.....	02
1426E	5885	Tucker Space Guide Stop (left) Screw Stud for 35510.....	03
1426E	5885	Tucker Space Guide Stop (right) Screw Stud for 35510.....	03
1429D	2834	Bobbin Winder Frame Hinge Screw for 41347.....	05

NUMERICAL LIST OF PARTS

NO.	PLATE	NAME	EACH
1430D	2834	Bobbin Winder Stop Latch Hinge Screw for 41347.....	\$ 05
1430D	2834	Bobbin Winder Stop Latch Lever Hinge Screw for 41347.....	05
1443B	5889	Hemmer Screw for 35540.....	04
1510E	5885	Tucker Tuck Guide Frame Spring Nut for 36394.....	02
1513E	5872	Feed Lifting Rock Shaft Screw Centre Nut	05
1513E	5872	" Rock Shaft Screw Centre Nut.....	05
1513E	5885	Tucker Tuck Guide Bracket Screw Centre Nut for 36394.....	05
1518E	5852	Feed Connecting Link Hinge Screw Nut.	04
1518E	5852	" Forked Connection Hinge Screw Nut.....	04
1518E	5852	Feed Lifting Rock Shaft Crank Connecting Rod Hinge Screw Nut.....	04
1519E	5872	Feed Bar Screw Centre Nut.....	03
1520E	5852	Presser Bar Lifter Screw Nut.....	03
1520E	5885	Tucker Tuck Guide Bracket Stop Screw Nut for 36394.....	03
1520E	5885	Tucker Tuck Guide Frame Stop Screw Nut for 36394.....	03
1521E	5872	Lifting Lever Connecting Rod Lock Nut for 52029, 52030 and 52038.....	03
1550H	2834	Bobbin Winder Stop Latch Hinge Screw Nut for 41347.....	03
1560C	5872	Tension Regulating Thumb Nut.....	04
1562J	2834	Bobbin Winder Tension Regulating Thumb Nut for 27308.....	04
1657D	5885	Tucker Space Guide Stop (left) Thumb Nut for 36388.....	05
1657D	5885	Tucker Space Guide Stop (right) Thumb Nut for 36388.....	05
1813	5852	Feed Lifting Rock Shaft Crank (front) Roller and Stud for 12376.....	20
2049	5852	Feed Lifting Rock Shaft Crank (back) Pin	01
2102	5872	Tension Disc.....	05
2106	2834	Bobbin Winder Tension Thread Guide for 27308.....	01
2455	2834	Bobbin Winder Tension Disc for 27308 and 41592.....	02
2532	5873	Presser Foot Hinge Pin for 20157, 20346, 20474 and 40318.....per 100	10
2759	5877	Lifting Rod with 2761, for 2760.....	15
2760	—	Lifting Rod complete for 19168, Nos. 2759 and 2762.....	25

NUMERICAL LIST OF PARTS

NO.	PLATE	NAME	EACH
2761	5872	Lifting Rod Cap (washer) for 2759.....	\$ 05
2762	5904	" " Collar with 362F, for 2760....	10
2763	5876	Rock Shaft for 2777, 4880 and 19168....	10
2765	5877	" " Knee Arm for 2768.....	10
2766	5877	" " " " Hub with 356c, for 2768 and 6336.....	15
2767	5877	Rock Shaft Knee Plate with 356c, for 2768 and 6336.....	18
2768	—	Rock Shaft Knee Arm complete for 2777, Nos. 2765 to 2767.....	40
2769	5877	Rock Shaft Lifting Arm with 356c, for 19168.....	15
2770	5876	Rock Shaft Stop Dog with 356c, for 2777, 4880 and 19168.....	12
2777	5877	Rock Shaft Connection for 52030, Nos. 2763, 2768, 2770, 2778, 6337 and two 12242..	1 00
2778	5877	Rock Shaft Lifting Bracket Hook for 2777	05
2974	5869	Rotating Hook Bobbin Case Latch Lever Fulerum Pin for 40393..... per 100	10
2975	5869	Rotating Hook Bobbin Case Latch Spring for 40395.....	02
3033	5852	Feed Connecting Link.....	20
3039	5852	" Regulator.....	25
3146	6138	Guide Thumb Screw Washer for 95-2 Machine.....	01
4307	5870	Bed Slide Spring for 12432.....	05
4879	5878	Chain Connecting Link for 4885.....	03
4880	5876	Rock Shaft complete for 52029, Nos. 2763, 2770, 7125, 12243 and two each 6337 and 12242.....	1 00
		Nos. 4881 to 4884 for 4885.	
4881	5876	Treadle.....	30
4882	5878	" Shaft.....	05
4883	5878	" Spring.....	10
4884	5876	" Stand.....	25
4885	5876	Treadle complete for 52029, Nos. 4879, 4881 to 4884 and two wood screws 1 in. No. 16.....	75
5596	5878	Bell Crank for 5598.....	05
5598	5878	Bell Crank complete for 52029, 52030 and 52038, Nos. 5596, 5599, 5601 and 5735..	20
5599	5878	Bell Crank Bracket for 5598.....	08
5601	5874	" " Hinge Pin for 5598.....	01
5670	—	Chain, length 26 in. to 35 in., for 52029..	15
5735	5874	Bell Crank Spring for 5598.....	02
6267	5873	Hemmer Folder.....	02

NUMERICAL LIST OF PARTS

NO.	PLATE	NAME	EACH
6335	5877	Rock Shaft Knee Arm for 6336.....	\$ 10
6336	—	Rock Shaft Knee Arm complete for 19168, Nos. 2766, 2767 and 6335.....	40
6337	5876	Rock Shaft Lifting Bracket with two 356c, for 2777 and 4880.....	20
7125	5876	Rock Shaft Lifting Bracket Hook for 4880	15
7298	5873	Presser Foot Hinge Pin for 20270, per 100	10
7336	5872	Thread Take-up Spring Regulator, obsolete.....	25
8879	5874	Arm Spool Pin Washer (cloth).....	01
8879	5874	Bobbin Winder Tension Bracket Spool Pin Washer (cloth) for 41592.....	01
8908	5879	Wrench for 1519 and 1520 (Accessories)..	08
8909	5879	" " 1513 and 1518 (Accessories)..	10
9261	5874	Bed Frame Hinge Connection Pin for 24108.....	02
9331	2834	Bobbin Winder Washer for 41347.....	01
10141	2834	" " Tension Spring for 27308..	01
*11104	—	Arm Shaft Bushing (front) for 52001, obsolete.....	20
11167	5870	Presser Bar Spring.....	05
11170	5873	" " " Washer.....	01
11204	5861	Thread Take-up Lever Link Hinge Pin..	15
11241	2833	Bobbin Winder Spool Washer (cloth) for 27308..... per 100	25
12143	5864	Presser Foot for 12369 and 12457.....	40
12144	5864	" " " 20117, 20132, 20138, 20147, 20151, 20159 and 20162.....	45
12193	5870	Arm Side Cover.....	10
*12204	—	Feed Lifting Rock Shaft Crank Connect- ing Rod Cap for 12430.....	—
12240	5874	Lifting Lever Pin for 52029, 52030 and 52038.....	05
12241	5874	Lifting Lever Link for 52029, 52030 and 52038.....	10
12242	5876	Rock Shaft Hanger with two wood screws 1 in. No. 10, for 2777, 4880 and 19168..	08
12243	5876	Rock Shaft Lifting Bracket Hook for 4880	15
12260	5864	Presser Foot for 12450, 20147 and 20348..	40
12261	5864	" " " 20162.....	50
12327	5852	" Bar Lifting and Releasing Lever Bracket.....	50
12329	5872	Tension Releasing Lever Spring.....	02
12335	5865	Presser Foot (narrow) for 95-2 Machine..	40
12361	5874	Machine Hinge Connection for 12363....	15
12362	5874	" " Plate for 12363.....	15

NUMERICAL LIST OF PARTS

NO.	PLATE	NAME	EACH
12363	—	Machine Hinge complete, Nos. 12361, 12362 and two wood screws 1¼ in. No. 14 (Accessories).....	\$ 30
12369	5855	Feed Dog, for cloth, 12 teeth (12 teeth to the inch) for 95-1 Machine.....	40
12376	5852	Feed Lifting Rock Shaft Crank (front) with 157j and 1813, for 16588.....	40
12391	5870	Presser Bar (hollow).....	80
12398	5872	Tension Releasing Lever Hinge Pin.....	01
12403	5873	Arm Spool Pin and Thread Eyelet.....	05
12403	5873	Bobbin Winder Tension Bracket Spool Pin and Thread Eyelet for 41592.....	05
12405	5874	Machine Rest, felt (Accessories).....	02
12411	5906	Throat Plate, large needle hole, for 12457	50
12416	5874	Lifting Lever Connecting Rod Joint for 52029, 52030 and 52038.....	08
12430	5851	Feed Lifting Rock Shaft Connecting Rod (steel) with 12204 and two 966e.....	80
12431	—	Bed Slide for 12432.....	25
12432	5870	Bed Slide complete, Nos. 4307, 12431 and two 725e.....	30
12435	5865	Presser Foot with 228d, for 95-2 Machine.	60
12449	—	Throat Plate, small needle hole, for 12457	50
12450	5855	Feed Dog, for cloth, 11 teeth (18 teeth to the inch) for 95-1 Machine.....	40
12454	5873	Arm Oil Tube with 29599, for oiling 52024	06
12457	5855	Feed Dog, for cloth, 16 teeth (16 teeth to the inch) for 95-1 Machine and 35245..	40
12462	5866	Presser Foot, for ⅜ in. to ¼ in. gauge, for 95-2 Machine.....	50
12463	5866	Presser Foot with Strip Guide for 95-2 Machine.....	75
12480	5850	Arm Side Cap.....	05
13710	5872	Tension Spring.....	03
16504	5851	Feed Lifting Rock Shaft for 16588.....	45
16506	5851	“ Rock Shaft for 24376.....	35
16510	5878	Lifting Lever with 448c, for 52029, 52030 and 52038.....	20
16532	5873	Arm Dowel Pin.....	02
16556	5852	Feed Lifting Rock Shaft Crank (back) with 462c, for 16588.....	20
16588	—	Feed Lifting Rock Shaft complete, Nos. 12376, 16504 and 16556.....	1 05
17718	5885	Tucker Space Guide Stop (left) Thumb Nut Washer for 36388.....	01

NUMERICAL LIST OF PARTS

NO.	PLATE	NAME	EACH
17718	5885	Tucker Space Guide Stop (right) Thumb Nut Washer for 36388.....	\$ 01
18130	5873	Arm Oil Tube with 29599, for oiling 52022	06
19066	5879	Spool Holder Spindle for 26764.....	25
19067	5879	“ “ Thread Guiding Disc for 26764.....	15
19168	—	Rock Shaft complete for 52038, Nos. 2760, 2763, 2769, 6336 and two each 2770 and 12242.....	1 25
19223	—	Presser Foot Shank for 20134.....	60
19335	—	“ “ “ “ 20361.....	60
20059	5852	“ Bar Guide Bracket with 453c....	35
20060	5872	Slack Thread Regulator.....	35
20117	5853	Feed Dog, for shirt work, beveled for hemmer, 16 teeth (16 teeth to the inch) for 95-1 Machine, 36118 to 36122 and 36749.....	40
20118	5862	Presser Foot, for general work, for 12450.	45
20123	5857	Throat Plate for 20163 and 20164.....	70
20124	5853	“ “ large needle hole, for 20117 and 20132.....	50
20125	—	Throat Plate, small needle hole, for 20117 and 20132.....	50
20132	5853	Feed Dog, for shirt work, beveled for hemmer, 22 teeth (22 teeth to the inch) for 95-1 Machine, 36118 to 36122 and 36749.....	40
20133	—	Presser Foot Plate for 20134.....	65
20134	5866	Presser Foot (hinged) complete, for ⅜ in. to ¼ in. gauge, for 95-2 Machine, Nos. 19223, 20133 and 26276.....	1 25
20135	5855	Throat Plate, large needle hole, for 12450 and 20348.....	50
20136	—	Throat Plate, small needle hole, for 12450 and 20348.....	50
20138	5855	Feed Dog, for shirt work, beveled for hemmer, 13 teeth (12 teeth to the inch) for 95-1 Machine.....	40
20139	5855	Throat Plate, large needle hole, for 20138 and 20162.....	50
20140	—	Throat Plate, small needle hole, for 20138 and 20162.....	50
20142	5853	Feed Dog, for general work, for 95-1 Machine.....	40
20143	5853	Throat Plate, large needle hole, for 20142	50
20144	—	“ “ small needle hole, for 20142	50

NUMERICAL LIST OF PARTS

NO.	PLATE	NAME	EACH
20147	5853	Feed Dog, four teeth at right of needle (square corner) for 95-1 Machine.....	\$ 40
20148	5853	Throat Plate, large needle hole, for 20147	50
20149	—	“ “ small needle hole, for 20147	50
20150	5863	Presser Foot for 20142.....	45
20151	5854	Feed Dog, for shirt work, beveled for hemmer, 13 teeth (14 teeth to the inch) for 95-1 Machine.....	40
20152	5854	Throat Plate, large needle hole, for 20151	50
20153	—	“ “ small needle hole, for 20151	50
20155	—	Presser Foot Plate for 20157.....	60
20156	—	“ “ Shank for 20157.....	75
20157	5865	Presser Foot (hinged) complete for 95-2 Machine, Nos. 228D, 2532, 20155 and 20156.....	1 35
20159	5854	Feed Dog, for shirt work, for 95-1 Machine	40
20160	5854	Throat Plate, large needle hole, for 20159	50
20161	—	“ “ small needle hole, for 20159	50
20162	5855	Feed Dog, for shirt work, beveled for hemmer, 17 teeth (16 teeth to the inch) for 95-1 Machine.....	40
20163	5857	Feed Dog, $\frac{1}{8}$ in. stitch, for 95-2 Machine and 35540.....	40
20164	5857	Feed Dog, $\frac{1}{8}$ in. stitch, for 95-2 Machine.	40
20190	5855	Throat Plate, large needle hole, for 12369 and 12457.....	50
20191	—	Throat Plate, small needle hole, for 12369 and 12457.....	50
20268	—	Presser Foot Plate for 20270.....	65
20269	—	“ “ Shank for 20270.....	60
20270	5862	Presser Foot (hinged) complete for 12369 and 12457, Nos. 7298, 20268 and 20269	1 25
20325	5854	Feed Dog for 95-1 Machine.....	40
20326	5854	Throat Plate, large needle hole, for 20325	50
20327	—	“ “ small needle hole, for 20325	50
20342	5863	Presser Foot for 12450 and 20348.....	40
20343	5865	“ “ with guide on bottom to the right of needle hole, for 95-2 Machine..	60
20344	—	Presser Foot Plate for 20346.....	65
20345	—	“ “ Shank for 20346.....	60
20346	5862	Presser Foot (spring hinged) complete, Nos. 2532, 20344, 20345 and 26231....	1 25
20348	5855	Feed Dog, for chiffon work, 22 teeth (36 teeth to the inch) for 95-1 Machine....	40
20360	—	Presser Foot Plate for 20361.....	65

NUMERICAL LIST OF PARTS

NO.	PLATE	NAME	EACH
20361	5866	Presser Foot (hinged) plain bottom, complete, for 95-2 Machine, Nos. 19335, 20360 and 26276.....	\$1 25
20472	—	Presser Foot Plate for 20474.....	65
20473	—	“ “ Shank for 20474.....	60
20474	5862	Presser Foot (spring hinged) complete, for fine silk, etc., for 95-1 Machine, Nos. 2532, 20472, 20473 and 26231.....	1 25
21351	5874	Feed Regulator Thumb Screw Stop for 95-2 Machine.....	20
24035	5851	Feed and Feed Lifting Eccentric with 448c.....	50
24036	5851	Feed and Feed Lifting Eccentric Sleeve..	75
24037	5851	“ Forked Connection.....	75
24040	5861	Needle Bar Connecting Link with 794E..	50
24041	5861	“ “ “ Stud with 207E..	35
24079	5877	Drip Pan with four 1 in. wire nails.....	25
24106	5874	Bed Frame Cushion (felt) for 24108.....	02
24107	5874	“ “ Hinge Connection for 24108..	15
24108	5876	Bed Frame complete, Nos. 970D, two each 9261, 24107, four each 158E, 24106 and six wood screws $1\frac{1}{4}$ in. No. 12.....	1 75
24131	5873	Arm Oil Tube with 29599, for oiling 24036	06
24131	5873	“ “ “ “ “ 52003.....	06
24131	5873	Bobbin Winder Tension Bracket Oil Tube with 29599, for 41592.....	06
24297	5850	Balance Wheel Oil Cover.....	10
24376	—	Feed Rock Shaft complete, Nos. 16506 and 29633.....	60
24544	—	Presser Foot Plate for 24983.....	65
24982	—	“ “ Shank for 24983.....	60
24983	5867	Presser Foot (spring hinged) complete for 52031, Nos. 24544, 24982, 26231 and 62527.....	1 25
25446	5904	Bobbin Winder Screw Washer for 41915..	02
25866	6449	Guide for 95-1 Machine.....	15
25873	6138	“ (combination) for 95-2 Machine...	15
25878	6449	“ for 95-1 Machine.....	15
25888	5873	Hemmer Tongue.....	01
25967	5089	Presser Foot Strip Gauge for 95-2 Machine	15
26026	5879	Screw Driver, large (Accessories).....	10
26231	5873	Presser Foot Spring for 20346, 20474 and 24983.....	02
26276	5873	Presser Foot Hinge Pin for 20134, 20361 and 52036.....	01

NUMERICAL LIST OF PARTS

NO.	PLATE	NAME	EACH
Nos. 26279 to 26283 for 95-2 Machine.			
26279	5089	Presser Foot Extension, $\frac{1}{8}$ in.	\$ 15
26280	5089	" " " $\frac{1}{8}$ in.	15
26281	5089	" " " $\frac{1}{4}$ in.	15
26282	5089	" " " $\frac{3}{8}$ in.	15
26283	5089	" " " $\frac{1}{2}$ in.	15
26485	5879	Screw Driver, small (Accessories)	05
26603	5905	Feed Dog for 35208 and 35236	40
26605	5905	Throat Plate, large needle hole, for 26603	50
26606	—	" " small needle hole, for 26603	50
26763	5879	Spool Holder Bracket with 219F and 287D, for 26764	15
26764	5879	Spool Holder (disc) complete for 95-2 Machine, Nos. 691F, 19066, 19067 and 26763	60
27306	2834	Bobbin Winder Spool Pin for 27308	05
27307	2833	" " " Stand for 27308	10
27308	2833	Bobbin Winder Spool Stand complete for 41348, Nos. 418E, 1562J, 2106, 10141, 11241, 27306, 27307 and two each 2455 and wood screws 1 in. No. 10	35
27623	2837	Thread Unwinder Spool Pin for 41531	08
27739	2837	" " Thread Cone (wood) for 41533	05
27940	2837	Thread Unwinder Spool Stand with 453c, for 41533	20
29532	5861	Needle Bar Oil Cup for 52013	03
29599	5873	Arm Oil Tube Packing (felt) for 12454, 18130, 24131 and 52084	25 per 100
29599	5873	Bobbin Winder Tension Bracket Oil Tube Packing (felt) for 24131	25 per 100
29633	5852	Feed Rock Shaft Crank with 157J, for 24376	25
29642	5872	Thread Eyelet (side of arm)	15
32572	5872	Tension Releasing Disc	05
32574	5872	" " Pin	03
34105	5902	Bobbin Winder Frame Hinge Pin for 41915	05
35208	1971	Binder on Shank, to turn in both edges for bias or straight binding, for skirts, wrappers, shirt waists, etc.	4 25
35236	1971	Hemmer on Shank, for bottom of shirt waists	5 00
35245	5906	Piping Attachment on Shank	2 00
35510	5884	Tucker Space Guide Base with 35512, 35514 and two 1426E, for 36388	50
35511	5885	Tucker Space Guide Indicator for 36388	10

NUMERICAL LIST OF PARTS

NO.	PLATE	NAME	EACH
35511	5885	Tucker Tuck Guide Indicator for 36394	\$ 10
35512	5885	" Space Guide Pin for 35510	03
35513	5885	" " " Stop (left) for 36388	15
35514	5885	" " " " Guide Pin for 35510	03
35515	5885	Tucker Space Guide Stop (right) for 36388	15
35517	5883	" Tuck Guide Arm for 36394	75
35518	5883	" " Base for 36394	75
35524	5885	" " " Frame Spring Washer for 36394	02
35525	5883	Tucker Tuck Guide Plate for 36394	80
35528	5886	Presser Foot (wide) for 36395	75
35540	5882	Hemmer on Shank (adjustable) complete, with right hand lower guide for lace, Nos. 1443B, 35926, 35927 and two 590D	3 50
35682	5891	Hemmer (foot) $\frac{1}{8}$ in. hem, with guide on bottom to the right of needle hole	1 50
35710	—	Hemmer (foot) $\frac{3}{8}$ in. hem, with guide on bottom to the right of needle hole	1 50
35926	—	Hemmer for 35540	1 00
35927	—	" Shank for 35540	2 50
35997	—	" (foot) $\frac{1}{16}$ in. hem, with guide on bottom to the right of needle hole	1 50
36072	—	Hemmer (foot) $\frac{1}{4}$ in. hem, with guide on bottom to the right of needle hole	1 50
36118	—	Hemmer (foot) $\frac{3}{8}$ in. hem	75
36119	5881	" " $\frac{1}{8}$ in. hem	75
36120	—	" " $\frac{3}{8}$ in. hem	75
36121	—	" " $\frac{1}{16}$ in. hem	75
36122	—	" " $\frac{3}{8}$ in. hem	75
36162	—	" " $\frac{1}{2}$ in. hem, for China silk, etc.	2 25
36309	—	Hemmer (foot) $\frac{1}{2}$ in. hem, with guide on bottom to the right of needle hole	1 50
36357	5884	Tucker Space Guide for 36388	15
36388	—	Tucker Space Guide complete for 36395 and 36670, Nos. 287D, 35510, 35511, 35513, 35515, 36387 and two each 1657D and 17718	1 00
Nos. 36389 to 36393 for 36394.			
36389	5883	Tucker Tuck Guide Bracket	50
36390	5885	" " " " Spring	03
36391	5884	" " " " " Plate	10
36392	5883	" " " " Frame	1 00
36393	5885	" " " " Spring	03

NUMERICAL LIST OF PARTS

NO.	PLATE	NAME	EACH
36394	—	Tucker Tuck Guide complete for 36395 and 36670, Nos. 9D, 423C, 803C, 1510E, 35511, 35517, 35518, 35524, 35525, 36389 to 36393, 50134E, two each 307C, 1115F, 1177D, 1513E, 1520E and three wood screws 1¼ in. No. 10.....	\$4 00
36395	—	Tucker (long arm) complete, Nos. 35528, 36388, 36394 and two 402D.....	5 65
36413	—	Hemmer (foot) plain bottom, 1/8 in. hem.	75
36414	—	" " " " 3/8 in. hem.	75
36415	5881	" " " " 1/4 in. hem.	75
36416	—	" " " " 1/8 in. hem.	75
36432	5881	" " 1/8 in. hem, for China silk, etc.....	2 25
36433	—	Hemmer (foot) 3/8 in. hem, for China silk, etc.....	2 25
36434	—	Hemmer (foot) 1/8 in. hem, for China silk, etc.....	2 25
36464	5892	Presser Foot Spring Guide for 36465.....	40
36465	5892	Presser Foot (right hand spring guide) with 665D and 36464, for 1/8 in. to 1/16 in. gauge.....	2 00
36471	5881	Hemmer (foot) plain bottom, 1/8 in. hem, slotted for lace.....	75
36480	—	Hemmer (foot) plain bottom, 1/8 in. hem.	75
36524	—	" " 1/8 in. hem, with guide on bottom to right of needle hole.....	1 50
36525	5891	Feed Dog for 35682, 35710, 35997, 36072, 36309 and 36524.....	40
36526	5891	Throat Plate for 36525.....	75
36569	5879	Oiler with 36571, for 36570.....	05
36570	—	" 36569, filled with oil (Accessories).....	08
36571	5879	" Spout, 1¼ in. long, with 36807, for 36569.....	01
36574	5945	Presser Foot for 36575.....	50
36575	5945	" " 36574 with 36576 and two 50202D.....	60
36576	5945	Presser Foot Finger Guard for 36575.....	06
36654	5886	" " for tucking shirt bosoms, for 36670.....	1 50
36670	—	Tucker (long arm) complete, for tango tucking, Nos. 36388, 36394, 36654 and two 402D.....	5 65
36714	—	Presser Foot with 233D, for 36717.....	1 00
36715	5892	" " Guide (right) with 36716, for 36717.....	50
36716	5892	Presser Foot Guide Stud for 36715.....	02

NUMERICAL LIST OF PARTS

NO.	PLATE	NAME	EACH
36717	5892	Presser Foot complete with Adjustable Guide (right) Nos. 36714 and 36715... \$1 50	
36749	—	Hemmer (foot) 1/4 in. hem.....	75
36773	5892	Presser Foot, for braiding.....	65
36807	5904	Oiler Spout Washer (leather) for 36571..	01
		Nos. 36818 to 36820 FOR 36821.	
36818	5945	Finger Guard.....	06
36819	5945	" " Friction Washer.....	01
36820	5945	" " Holder with 196J.....	10
36821	5945	Finger Guard complete, Nos. 36818 to 36820 and 50316J.....	20
40258	5870	Rotating Hook Belt.....	60
40261	5871	" " Pulley (lower steel) with 1147C, 50143C and sixteen 40263, for 52017, obsolete.....	1 00
40263	5871	Rotating Hook Belt Pulley (lower) Stud for 40261 and 52040, obsolete.....	05
40263	5871	Rotating Hook Belt Pulley (upper) Stud for 52017, 52041 and 52050.....	05
40264	5869	Rotating Hook Bobbin.....	05
40274	5869	" " Section for 52076 and 52089.....	75
40276	5871	Rotating Hook Shaft Bushing (back) obsolete.....	35
40315	5863	Presser Foot for 52031, for 95-1 Machine..	45
40316	—	" " Plate for 40318.....	65
40317	—	" " Shank for 40318.....	60
40318	5882	Presser Foot (hinged) complete, for lace running, for 20163, Nos. 2532, 40316 and 40317.....	1 25
40322	5886	Presser Foot (narrow) for 36395.....	45
40392	5869	Rotating Hook Bobbin Case Latch for 40393.....	10
40393	—	Rotating Hook Bobbin Case Hinge for 40395, Nos. 2974, 40392 and 55625.....	25
40394	5869	Rotating Hook Bobbin Case Tension Spring for 40395.....	10
40395	5869	Rotating Hook Bobbin Case complete for 40408, Nos. 591F, 592E, 1380D, 2975, 40393 and 40394.....	75
40396	5869	Rotating Hook Bobbin Case Holder for 40408.....	1 75
40398	5869	Rotating Hook Thread Guard for 52076, obsolete.....	25

NUMERICAL LIST OF PARTS

NO.	PLATE	NAME	EACH
40408	—	Rotating Hook Bobbin Case 40395 with 40396.....	\$2 50
Nos. 41339 TO 41346 FOR 41347.			
41339	2833	Bobbin Winder Base.....	15
41340	2833	“ “ Frame.....	15
41341	2833	“ “ “ Spring.....	05
41342	2833	“ “ Pulley with 200F.....	20
41343	2834	“ “ Spindle.....	15
41344	2834	“ “ Stop Latch.....	10
41345	2834	“ “ “ “ Finger.....	10
41346	2834	“ “ “ “ Lever.....	15
41347	2833	Bobbin Winder for 41348, Nos. 152F, 207D, 1429D, 1550H, 41339 to 41346, two each 9331, wood screws 1 in. No. 10 R. H. B. and three 1430D.....	1 35
41348	—	Bobbin Winder (swinging automatic, right hand) complete, Nos. 27308 and 41347.....	1 60
41514	2837	Thread Unwinder Spool Weight, 4 in. diam., with 41515, for 41533.....	15
41515	5874	Bobbin Winder Spool Weight Centre Pin for 41514.....	05
41530	2837	Thread Unwinder Spool Rest for 41531	30
41531	—	“ “ “ “ 41530 with 1149c and two each 155c and 27623, for 41533.....	50
41533	2837	Thread Unwinder complete, for two large spools or two large cones of thread, Nos. 27940, 41531, 41631, 41640, two each 27739, 41514 and three wood screws 1 in. No. 12.....	1 80
41569	5873	Thread Unwinder Thread Guard Eyelet for 41631.....	02
41583	5902	Bobbin Winder Frame with 457c, for 41915.....	60
Nos. 41585 TO 41588 FOR 41915.			
41585	5902	Bobbin Winder Pulley with 171D.....	20
41586	5902	“ “ Spindle.....	20
41587	5902	“ “ Stop Latch.....	10
41588	5902	“ “ “ “ Tripping Arm with 185H.....	10
41591	5902	Bobbin Winder Tension Bracket with 460c, for 41592.....	25

NUMERICAL LIST OF PARTS

NO.	PLATE	NAME	EACH
41592	5902	Bobbin Winder Tension Bracket complete for 41916, Nos. 12403, 24131, 41591, 41593 to 41595 and two 2455.....	\$ 55
Nos. 41593 TO 41595 FOR 41592.			
41593	5873	Bobbin Winder Tension Spring.....	02
41594	5873	“ “ “ Stud.....	10
41595	5873	“ “ “ Thread Guide.....	03
41631	2837	Thread Unwinder Thread Guard with 208E and two 41569, for 41533.....	35
Nos. 41637 TO 41639 FOR 41640.			
41637	2837	Thread Unwinder Thread Guard Rod (lower).....	10
41638	2837	Thread Unwinder Thread Guard Rod (upper).....	15
41639	2837	Thread Unwinder Thread Guard Rod Coupling with two 456c.....	20
41640	—	Thread Unwinder Thread Guard Rod complete, 30 in. long, for 41533, Nos. 41637 to 41639.....	45
41913	5902	Bobbin Winder Bracket with 457c, for 41915.....	35
41914	5902	Bobbin Winder Frame Spring for 41915.....	05
41915	5902	Bobbin Winder for 41916, Nos. 880E, 25446, 34105, 41583, 41585 to 41588, 41913, 41914 and 42614.....	1 90
41916	—	Bobbin Winder (swinging automatic, left hand) complete, Nos. 41592 and 41915.....	2 45
42614	5902	Bobbin Winder Stop Latch Hinge Stud for 41915.....	15
43921	5850	Arm Shaft Flanged Bushing (back).....	30
43944	5872	Tension Releasing Lever.....	20
43946	5872	Thread Take-up Spring, obsolete.....	03
50117E	5875	Feed Dog Screw.....	02
50134E	5885	Tucker Tuck Guide-Base Screw Stud for 36394.....	10
50143C	5871	Rotating Hook Belt Pulley (lower) Set Screw for 40261, obsolete.....	03
50145E	5889	Rotating Hook Shaft Bushing (front) Position Screw.....	05
50202D	5945	Presser Foot Finger Guard Screw for 36575.....	02
50304c	5904	Tension Stud.....	12
50305c	5904	“ “ Set Screw for 52083.....	02
50316J	5945	Finger Guard Hinge Screw for 36821.....	04

NUMERICAL LIST OF PARTS

NO.	PLATE	NAME	EACH
*52001	—	Arm with 11104, obsolete.....	\$4 25
52002	—	“ Oil Tube Holder for 52003.....	10
52003	5873	“ “ “ “ 52002 with 24131, for oiling 12430.....	25
52004	5850	Arm Shaft.....	1 00
52005	5850	Balance Wheel (power) light rim, 2½ in. pulley, with two 448c.....	80
*52006	—	Bed.....	4 50
52007	—	Face Plate for 52008, obsolete.....	50
52008	5850	Face Plate complete, Nos. 52007, 52009 and 52010, obsolete, use 52052.....	60
52009	5873	Face Plate Thread Guard (lower) for 52008, obsolete.....	01
52010	5873	Face Plate Thread Guard (upper) for 52008, obsolete.....	01
52011	5851	Feed Bar.....	40
52012	5861	Needle Bar (hollow) with 857H.....	75
52013	5861	“ “ Bushing (lower) with 29532..	80
52014	5861	“ “ “ (upper).....	80
52015	5851	“ “ Crank with 858c, 1036c, 1037c and 1065c.....	80
52016	5852	Presser Bar Lifter.....	20
52017	5871	Rotating Hook Belt Pulley (upper) with 1362c and thirty 40263, for 40261, obsolete.....	1 50
52018	5869	Rotating Hook Bobbin Case Holder Position Bracket.....	60
52019	5870	Rotating Hook Shaft.....	60
52020	5871	“ “ “ Bushing (front) obsolete.....	35
52021	5861	Thread Take-up Crank.....	80
		Nos. 52022 to 52024 for 52025.	
52022	5861	Thread Take-up Lever.....	40
52023	5861	“ “ “ Hinge Pin.....	05
52024	5861	“ “ “ Link.....	25
52025	—	Thread Take-up Lever complete, Nos. 52022 to 52024.....	75
52026	5861	Thread Eyelet for 52013.....	05
52027	5872	“ Guard (side of arm).....	01
52028	5878	Lifting Lever Connecting Rod for 52029, 52030 and 52038.....	10
52029	—	Foot Lifter complete, Nos. 76D, 766D, 802D, 1521E, 4880, 4885, 5598, 5670, 12240, 12241, 12416, 16510, 52028 and two 178c.....	2 95

NUMERICAL LIST OF PARTS

NO.	PLATE	NAME	EACH
52030	—	Knee Lifter complete (power table) Nos. 76D, 766D, 802D, 1521E, 2777, 5598, 12240, 12241, 12416, 16510, 52028 and two 178c.....	\$2 00
52031	5856	Feed Dog, for shirt work, for 95-1 Machine, 36162, 36395, 36432 to 36434 and 36670	40
52032	—	Throat Plate, large needle hole, for 52031	50
52033	5856	“ “ small needle hole, for 52031	50
52034	—	Presser Foot Plate for 52036.....	65
52035	—	“ “ Shank for 52036.....	60
52036	5863	Presser Foot (hinged) complete for 52031, Nos. 26276, 52034 and 52035.....	1 25
52037	5870	Rotating Hook Belt Guard.....	25
52038	—	Knee Lifter complete (bench stand) Nos. 76D, 766D, 802D, 1521E, 5598, 12240, 12241, 12416, 16510, 19168, 52028 and two 178c.....	2 25
52039	5871	Rotating Hook Shaft Bushing (front)....	50
52040	5887	“ “ Belt Pulley (lower steel) with two 1147c and sixteen 40263, for 52041, obsolete.....	1 00
52041	5887	Rotating Hook Belt Pulley (upper) with 1362c and thirty 40263, for 52040, obsolete.....	1 50
52044	5871	Rotating Hook Shaft Bushing (back)....	50
52045	5871	“ “ “ “ “ Pack- ing (cotton).....	01
52045	5871	Rotating Hook Shaft Bushing (front) Packing (cotton).....	01
52046	5903	Spool Holder Base for 52047.....	15
52047	5903	Spool Holder complete, Nos. 52046, 200079H and 204296.....	25
52048	5888	Rotating Hook Belt Pulley (lower, steel) with two 1147c and sixteen 52049.....	1 00
52049	5888	Rotating Hook Belt Pulley (lower) Stud for 52048.....	05
52050	5888	Rotating Hook Belt Pulley (upper) with 1362c and thirty 40263.....	1 50
52051	—	Face Plate for 52052.....	50
52052	5903	Face Plate complete, Nos. 52051, 52053, 56086 and two 226D.....	60
52053	5904	Face Plate Thread Guard (lower) for 52052.....	02
52055	5905	Presser Foot for 35208 and 35236.....	1 00
52056	5906	“ “ “ 35245.....	1 00

NUMERICAL LIST OF PARTS

NO.	PLATE	NAME	EACH
52076	5869	Rotating Hook with 40274, 40398, two 1253c and three each 1053d and 1367f, obsolete, use 52089.....	\$2 50
52078	5903	Arm Shaft Flanged Bushing (front).....	50
*52079	—	Arm.....	4 25
52081	5903	Balance Wheel (stand) heavy rim, 3 in. pulley, with two 448c.....	80
52082	5904	Thread Take-up Spring.....	03
52083	5904	" " " Regulator with 50305c.....	30
52084	5904	Arm Oil Tube with 29599, for oiling 24040	06
52089	5904	Rotating Hook with 40274, 52090, two 1253c, three 1367f and four 1053d.....	2 50
52090	5904	Rotating Hook Thread Guard for 52089..	25
55625	5869	" " Bobbin Case Latch Lever for 40393.....	10
56006	5904	Arm Shaft Flanged Bushing (back) Oil Pad (braided cotton).....	01
56006	5904	Arm Shaft Flanged Bushing (front) Oil Pad (braided cotton).....	01
56086	5904	Face Plate Thread Guard (upper) for 52052.....	02
62527	5904	Presser Foot Hinge Pin for 24983.....	01
200079H	5889	Spool Holder Base Wire Hinge Screw for 52047.....	02
204296	5903	Spool Holder Base Wire for 52047.....	10

ILLUSTRATIONS OF PARTS
FOR
MACHINES
Nos. 95-1 and 95-2

PLATE 1971—ONE-HALF SIZE

35208



35236

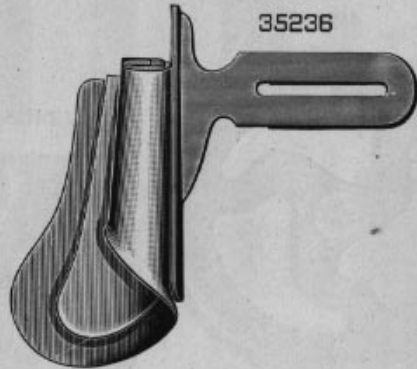


PLATE 2833—ONE-HALF SIZE




PLATE 2834—FULL SIZE




PLATE 2837—ONE-FOURTH SIZE

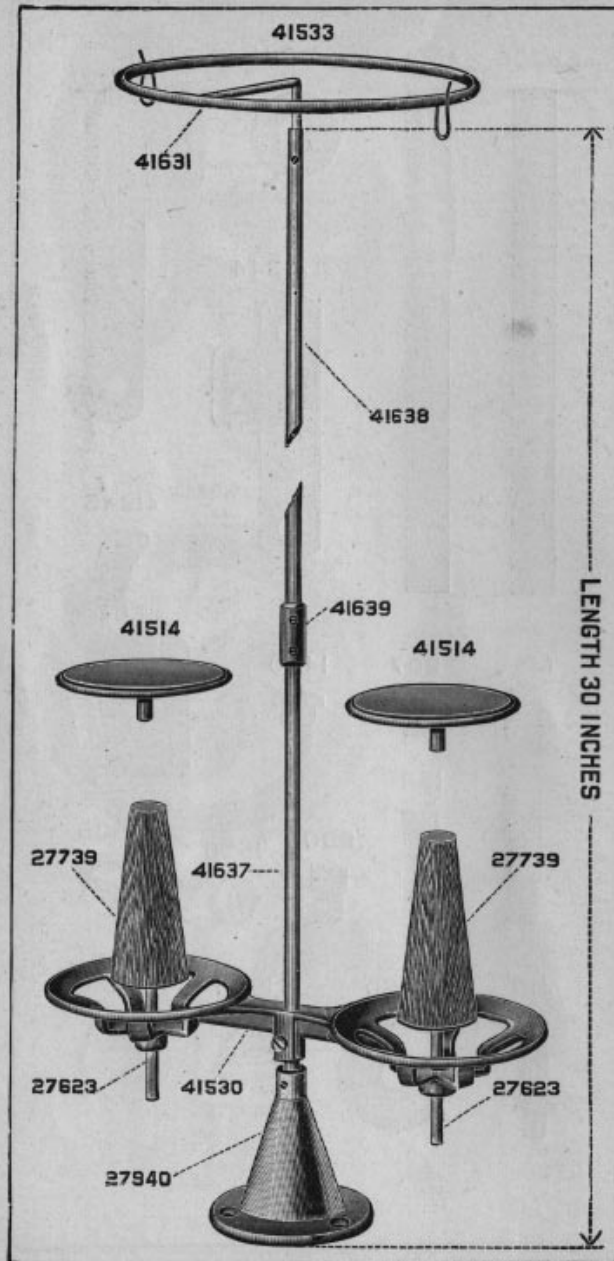


PLATE 5089—FULL SIZE




PLATE 5850—ONE-HALF SIZE





PLATE 5851—ONE-HALF SIZE



From the library of: Diamond Needle Corp

PLATE 5852—FULL SIZE




PLATE 5853—FULL SIZE

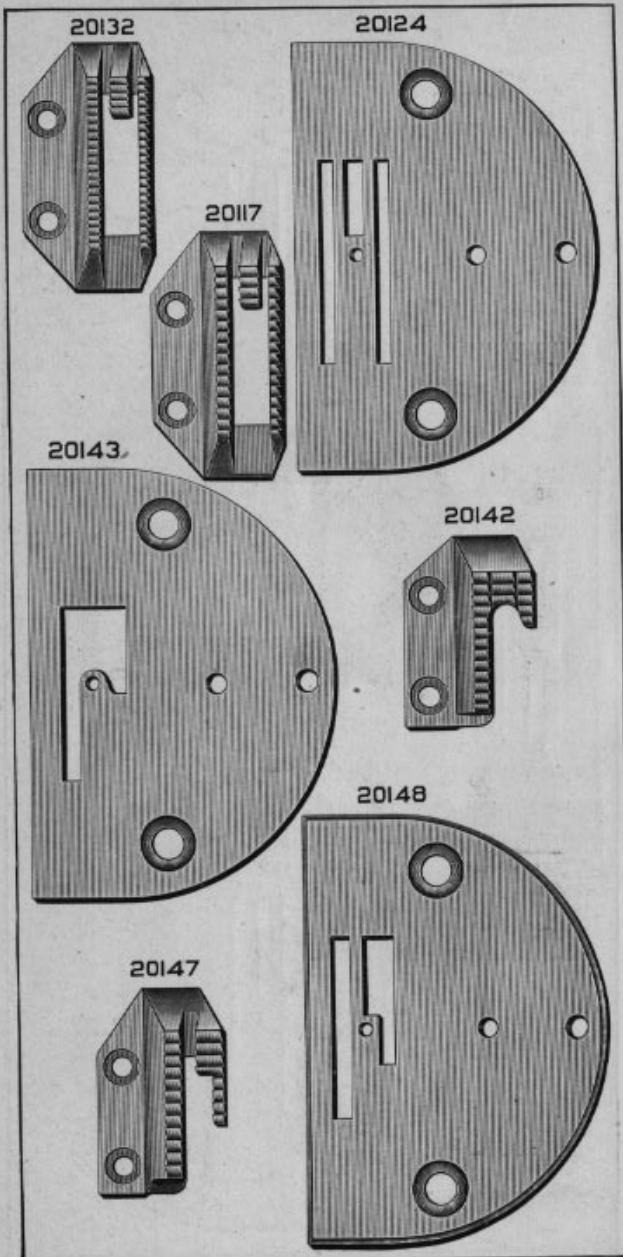


PLATE 5854—FULL SIZE

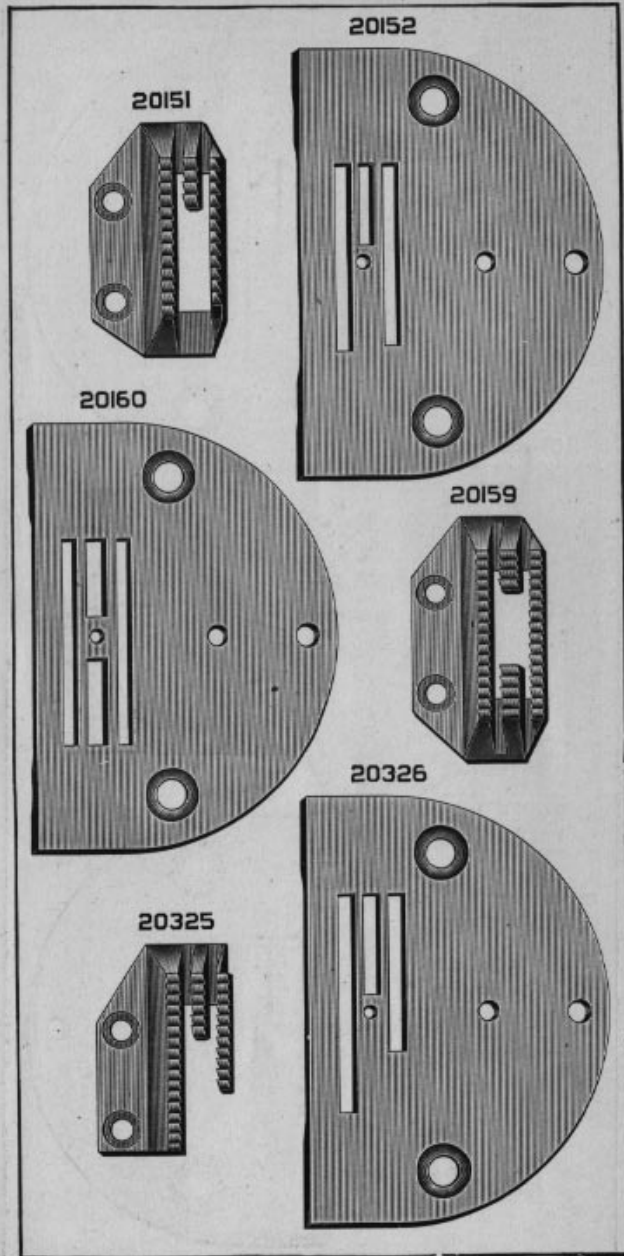


PLATE 5855—FULL SIZE

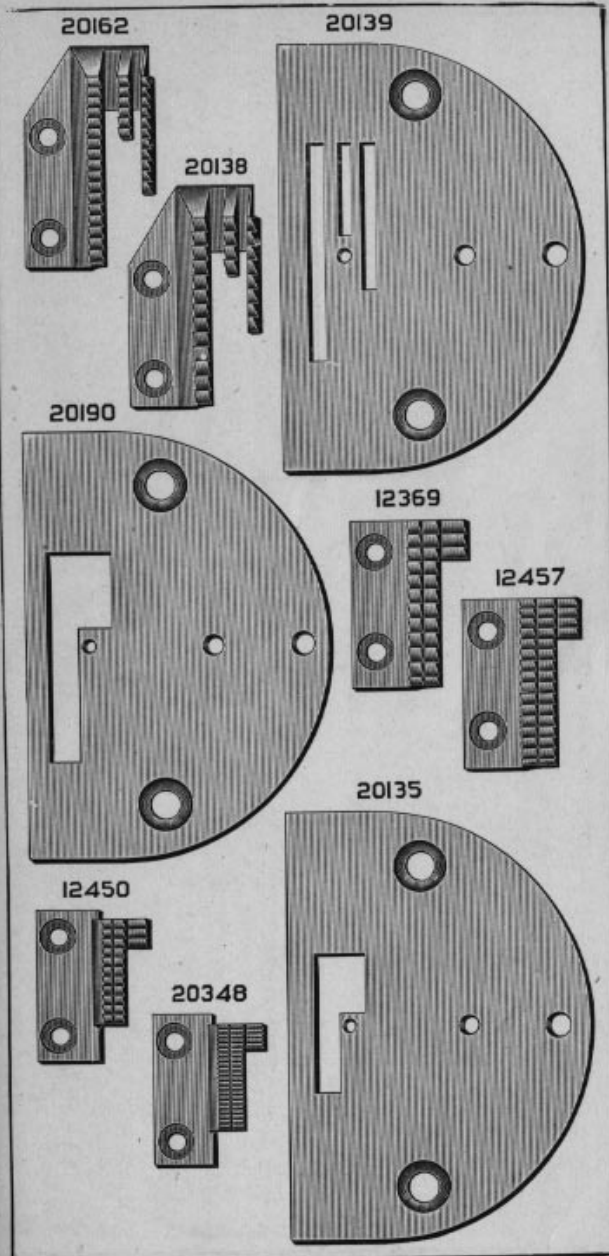


PLATE 5856—FULL SIZE

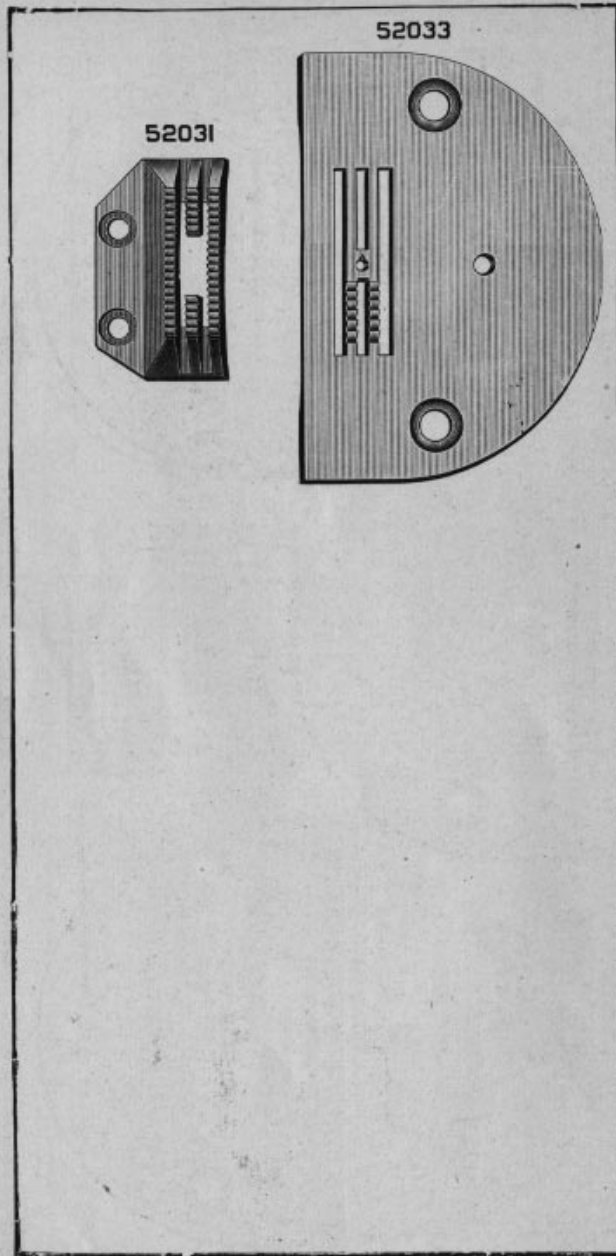


PLATE 5857—FULL SIZE

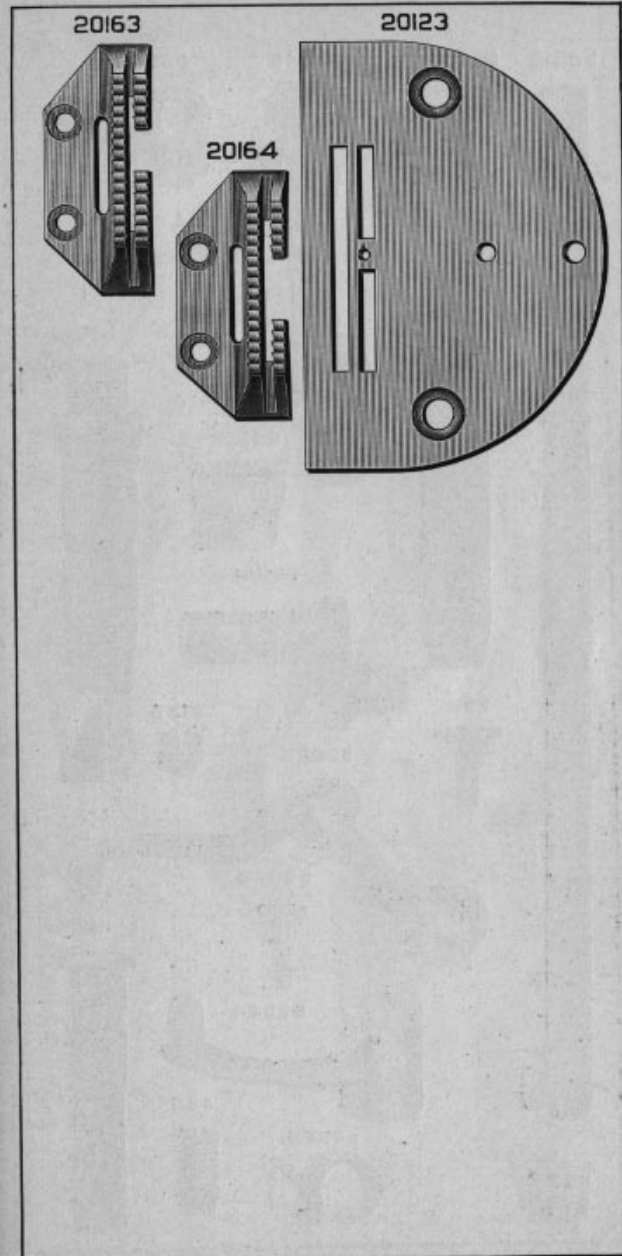


PLATE 5861—FULL SIZE


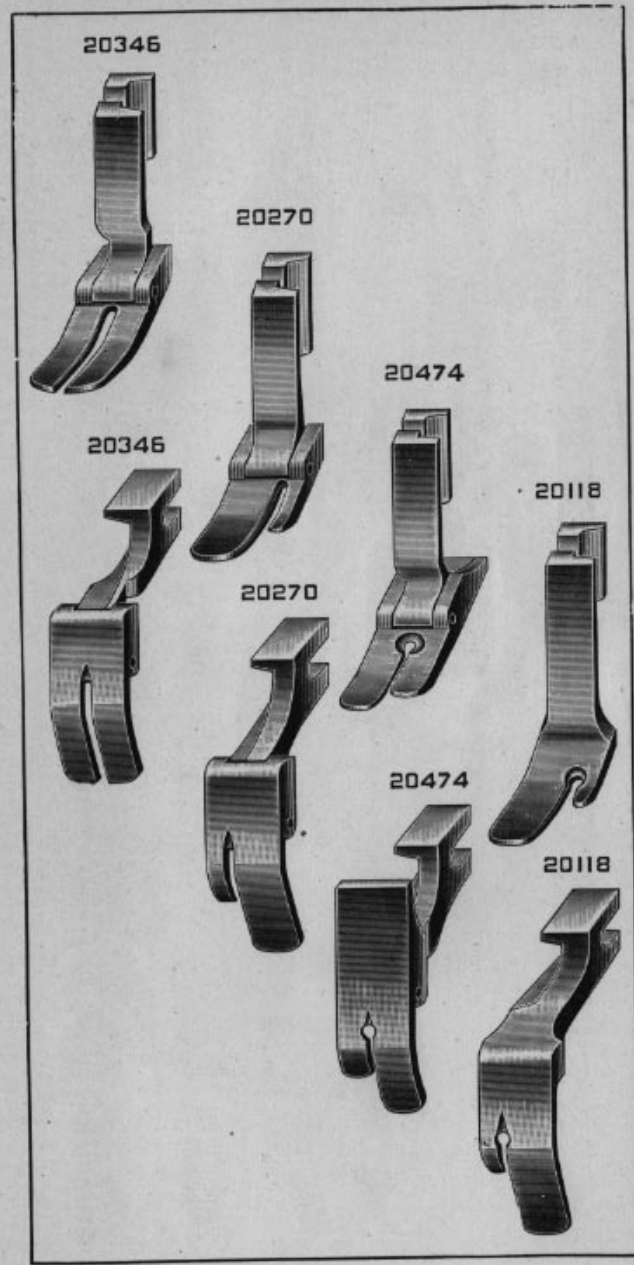


PLATE 5862—FULL SIZE



From the library of: Diamond Needle Corp

PLATE 5863—FULL SIZE


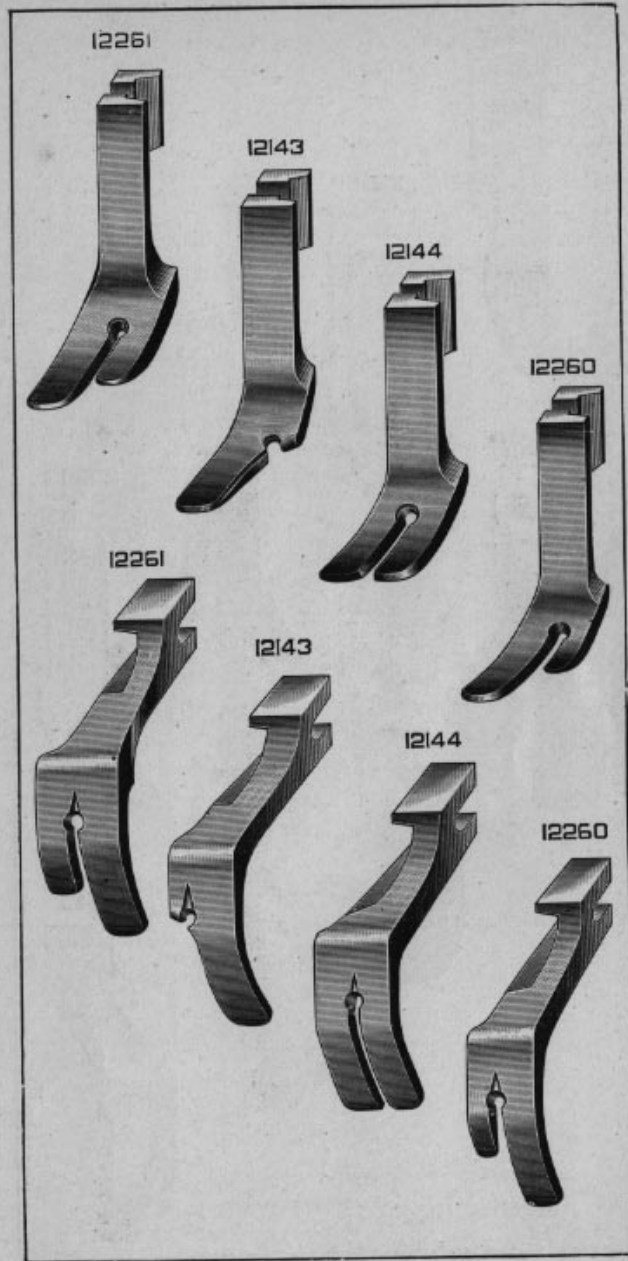


PLATE 5864—FULL SIZE



From the library of: Diamond Needle Corp

PLATE 5865—FULL SIZE

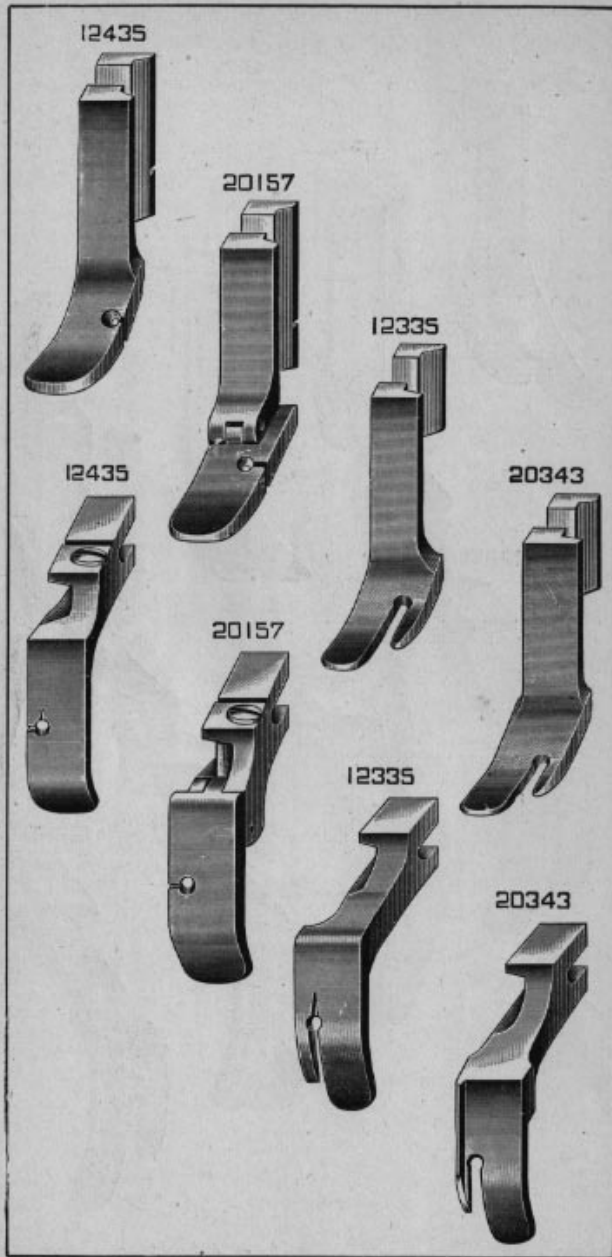


PLATE 5866—FULL SIZE




PLATE 5867—FULL SIZE

24983



24983

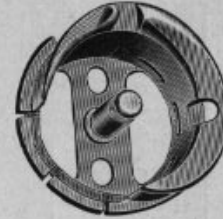


PLATE 5869—FULL SIZE

52076



40396



40395



40264



40274



40392



55625



2974



2975



592



1367



40398



1053



40394



591



1380



1253



52018



914



PLATE 5870—ONE-HALF SIZE





PLATE 5871—FULL SIZE



From the library of: Diamond Needle Corp

PLATE 5872—FULL SIZE




PLATE 5873—FULL SIZE




PLATE 5874—FULL SIZE





PLATE 5875—FULL SIZE



From the library of: Diamond Needle Corp

PLATE 5876—ONE-FOURTH SIZE

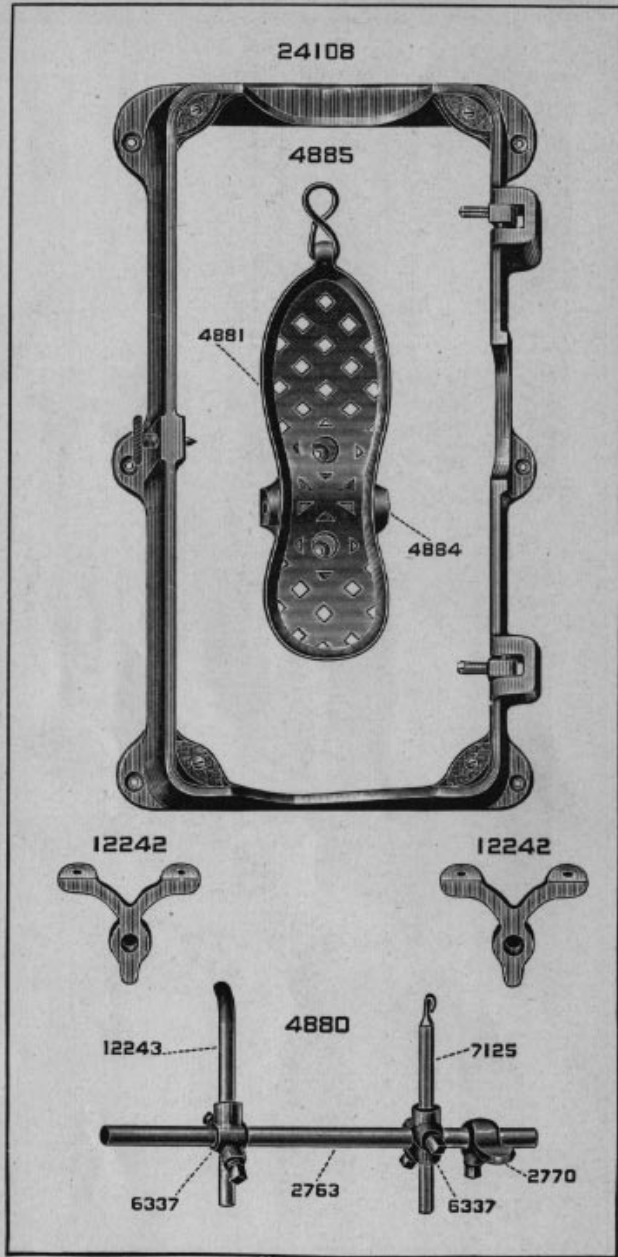


PLATE 5877—ONE-FOURTH SIZE




PLATE 5878—ONE-HALF SIZE




PLATE 5879—ONE-HALF SIZE

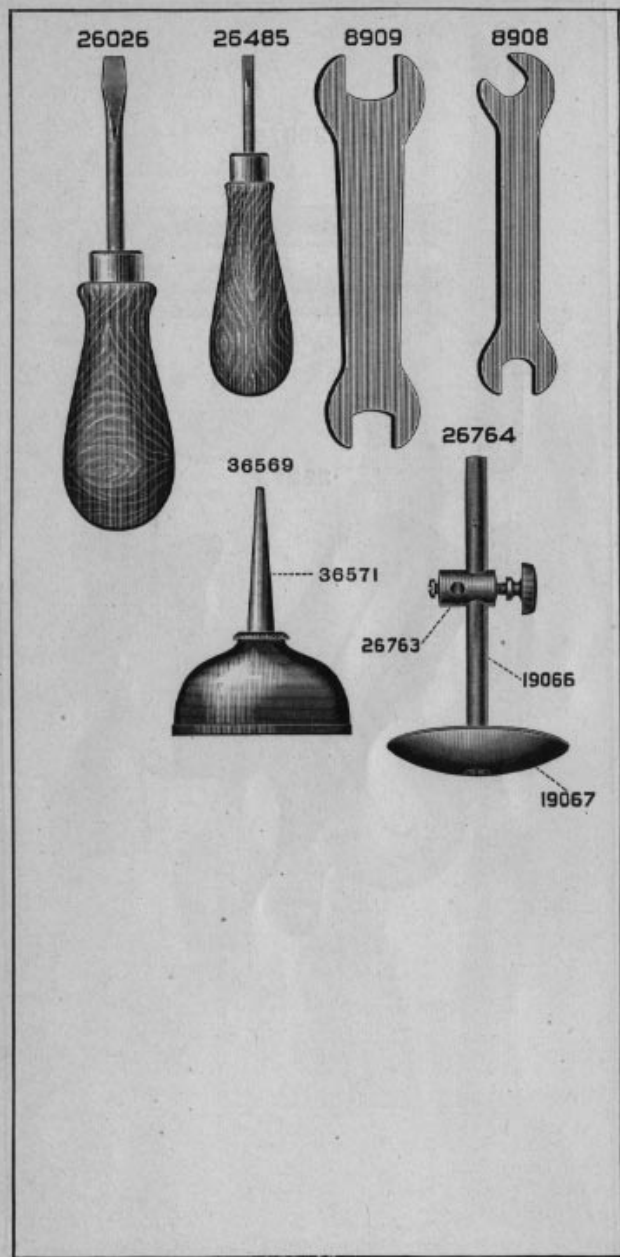


PLATE 5880—FULL SIZE

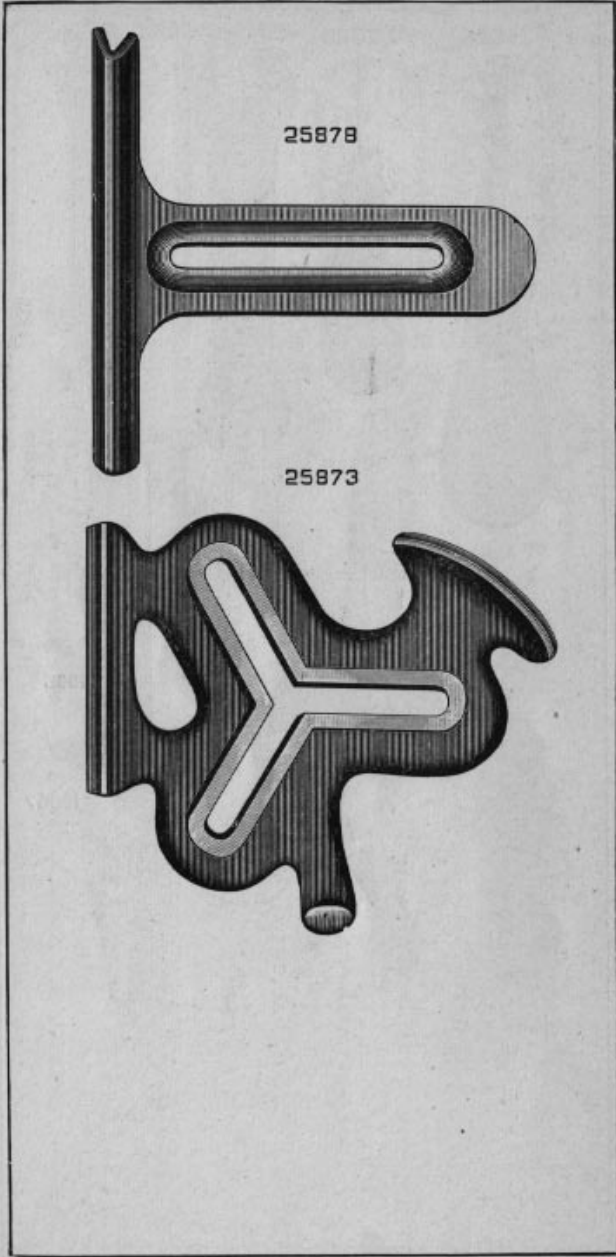



PLATE 5881—FULL SIZE



From the library of: Diamond Needle Corp

PLATE 5882—FULL SIZE

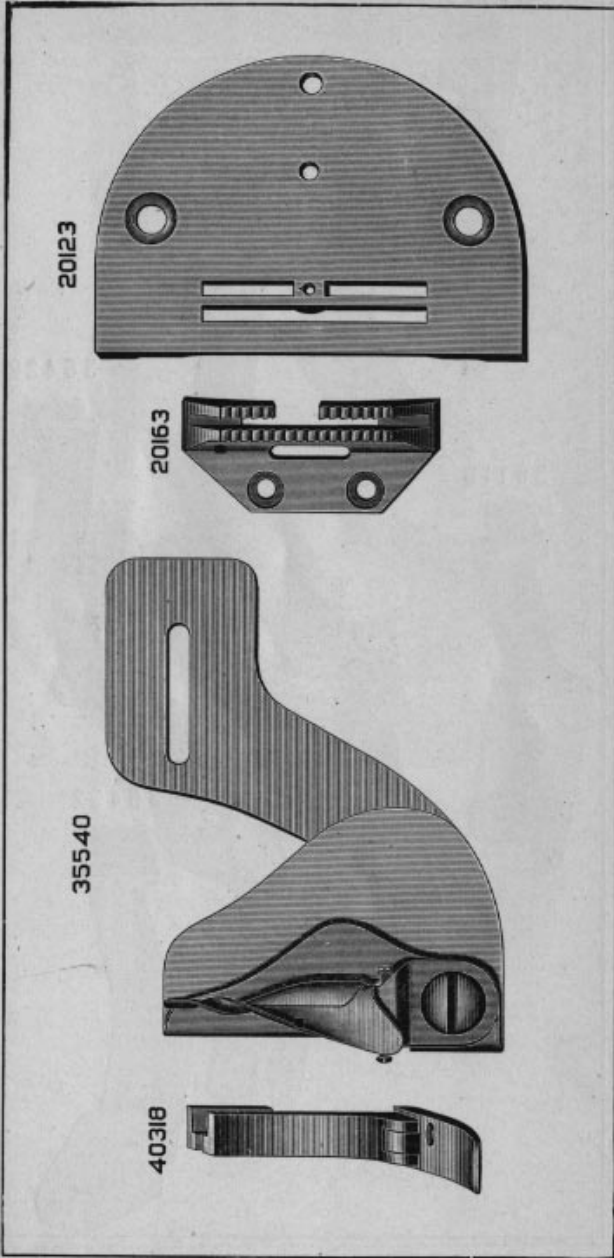


PLATE 5883—ONE-FOURTH SIZE




PLATE 5884—ONE-HALF SIZE




PLATE 5885—FULL SIZE




PLATE 5886—FULL SIZE






PLATE 5887—FULL SIZE




From the library of: Diamond Needle Corp

PLATE 5888—FULL SIZE

52050




52048



52049



PLATE 5889—FULL SIZE



From the library of: Diamond Needle Corp

PLATE 5891—FULL SIZE




PLATE 5892—FULL SIZE





PLATE 5893—ONE-HALF SIZE

52005



52081




PLATE 5902—ONE-HALF SIZE

41592



41591

41915




41585



41587



41913



41586



41583



41588

42614

41914



34105



PLATE 5903—ONE-HALF SIZE





PLATE 5904—FULL SIZE



From the library of: Diamond Needle Corp

PLATE 5905—FULL SIZE




PLATE 5906—FULL SIZE




PLATE 5945—FULL SIZE

36575



36574




36576



50202



36821



36820



196



36818



50316

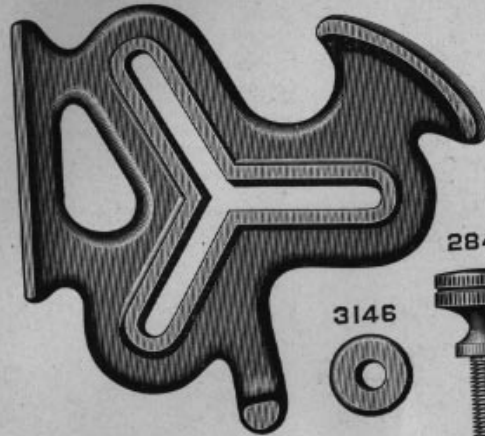


36819



PLATE 6138—FULL SIZE

25873



3146




284



PLATE 6449—FULL SIZE

25878



25866

